


# *SOUVENIR*



**OSOCON 2023**

**39th Annual Conference of  
ODISHA STATE OPHTHALMOLOGICAL SOCIETY**

**17<sup>th</sup>, 18<sup>th</sup>, 19<sup>th</sup> Nov 2023**



**Venue:**  
**IIM Campus, Sambalpur**





**tn**

Trilochan  
Netralaya

*With Best Compliments  
from*  
**Trilochan Netralaya**



**With annual free cataract surgery volume of  
30000+ through empowered rural girls of our  
community**


**journey with a mission to eliminate avoidable blindness**

**[www.trilochannetralaya.org](http://www.trilochannetralaya.org)  
Contact : +91 9438530077**

# CHAKSHYUSYAM EYE CARE UNIT



FRIENDS COLONY, PHANDI CHOWK  
BURLA, Dist.- SAMBALPUR, ODISHA-768017



## WHAT WE DO BESIDES ALL TYPES OF EYE CHECKUPS

CATARACT	INJURY REPAIRS
GLAUCOMA	MEDICAL RETINA
COMBINED CATARACT AND GLAUCOMA	SQUINT CORRECTION
DCR / DCY	PTERYGIUM
PTOSIS CORRECTION	EVISCERATION
ENTROPION CORRECTION	ENUCLEATION
ECTROPION CORRECTION	AESTHETICS
TUMORS – EXCISION BIOPSY AND RECONSTRUCTION	BOTOX / FILLERS
CHALAZION	

**CONTACT : 06632432031, 8480488553, 9953104700**  
**Email: [chakshyusyam@gmail.com](mailto:chakshyusyam@gmail.com)**





25 YEARS OF EXPERIENCE IN EYE TREATMENT

# SCD EYE HOSPITAL

Pipalpadar, Titilagarh, Bolangir, Odisha - 767033

Email : [scd\\_tig@yahoo.in](mailto:scd_tig@yahoo.in), Website : [www.scd.org.in](http://www.scd.org.in), Tel No : 9437039915, 99376 26189



## ଏସ୍.ସି.ଡି. ଆଖି ଡାକ୍ତରଖାନା

### ADVANCED TREATMENT OF CATARACT & OTHER EYE DISEASES

ଏଠାରେ ମୋତିଆବିନ୍ଦୁ ଓ ବିଭିନ୍ନ ଚକ୍ଷୁରୋଗର  
ଅତ୍ୟାଧୁନିକ ଚିକିତ୍ସା ଉପଲବ୍ଧ....

### BSKY EMPANELLED HOSPITAL

ବିଜୁ ସ୍ୱାସ୍ଥ୍ୟ କଲ୍ୟାଣ ଯୋଜନା ମାନ୍ୟତା ପ୍ରାପ୍ତ ହସ୍ପିଟାଲ୍

#### FACILITIES AVAILABLE

- ☞ EYE SURGERIES LIKE PHACO, MANUAL PHACO, IOL IMPLANTATION, GLAUCOMA & OTHER OPERATIONS
- ☞ COMPUTERISED VISION & POWER CHECK-UP
- ☞ YAG LASER
- ☞ B-SCAN
- ☞ LOW VISION AID
- ☞ DIABETIC RETINOPATHY CLINIC
- ☞ GLAUCOMA CLINIC
- ☞ CONTACT LENS CLINIC
- ☞ LOW PRICE SPECTACLES
- ☞ AIR CONDITIONED OPD & OPERATION THEATER
- ☞ AIR CONDITIONED PRIVATE ROOMS



ସୁଲଭ ମୂଲ୍ୟରେ ଚକ୍ଷୁ ମିଳେ



୪, ୧୪ ଏବଂ ୪୦ ବର୍ଷ ବୟସର ଚକ୍ଷୁ ପରୀକ୍ଷା କରନ୍ତୁ ଓ ଚକ୍ଷୁ ରୋଗରୁ ମୁକ୍ତି ପାଆନ୍ତୁ ।

# Contents

Messages.....	7
Commissioner-cum-secretary Message .....	8
President, OSOS .....	9
Honorary General Secretary, OSOS .....	10
Chairman,Local organizing committee .....	11
Organizing Secretary, LOC .....	12
Editor Message.....	13
Our Journey as a Scientific Committee.....	14
Office Bearers of OSOS .....	16
Local organizing committee Members.....	17
Guest Faculties – OSOCON 2023 .....	20
Prof. Mahendra Chandra Mishra Oration award .....	21
Prof. Biswambar Rajguru Oration Award.....	25
Prof. Lakshmi Kanta Mohapatra oration award.....	28
Prof. Dr. Udhav Charan Behera & Prof G S Das innovation award.....	30
Life time Achievement Award 2023.....	36
Dr. Sukumar Sarkar .....	36
Dr Junas Soy.....	37
Dr. Ajit Babu Majji’s Young Achiever Award.....	38
Dr. R. C. Meher Award - Best Free paper award for PG students.....	41
DR S C DAS Award (Best free paper award in Community Ophthalmology) .....	42
PROF. (Dr.) B N R SUBUDHI Award (Best free paper award in Retina and Vitreous) .....	43
Dr Subal Kishor Kar Award- Best free paper award in Cataract and Refractive Surgery .....	44
Prof. Indramani Sahoo Award - Best free paper award in Cornea .....	45
Dr. B S Mishra Award – Best free paper in Glaucoma .....	45
Prof. Kishore Chandra Mohanty Award- Best free paper of the conference .....	46
Prof Dr K C Padhy Award - Best Postgraduate Thesis .....	48
Best poster award.....	50
Trilochan Netralaya Quiz.....	50
Sambalpuri Culture and Tradition: a view through the lens of history.....	51
Dr Pranamita Pujari.....	52
Community Ophthalmology: An Insight .....	54
Dr. Krishna Charan Padhy.....	54

Memories of an ageing brain: Kabhi Khushi Kabhi Gham.....	58
Prof (Dr) H K Rajguru	
Journey of TOSI (Tele Ophthalmology Society of India) .....	60
Prof. (Dr.) B.N.R. Subudhi.....	60
History of Odisha State Ophthalmological Society in Western Odisha.....	62
Prof. (Dr.) Gunasagar Das .....	62
Rourkela Ophthalmological Society (ROS).....	66
Dr. R.C. Meher .....	66
The role of a Chairman of a Scientific Society .....	68
Dr. Sharmistha Behera.....	68
Orissa State Ophthalmological Society .....	75
Memorandum And Articles Of The Society And General Rules .....	75
New OSOS Life Members .....	80



# *Messages*



## Commissioner-cum-secretary to Government

### Message



*It gives me immense pleasure to know that Odisha State Ophthalmological Society (OSOS) is going to hold its 2 days long 39th Annual Conference (OSOCON- 2023) at IIM Campus, Sambalpur, from 17th to 19th of November 2023 and a Souvenir going to be published on this occasion.*

*The Conference will have participation of Ophthalmologists from across the State with national and international faculty. This will provide a valuable forum for wide ranging discussion on frontline medical treatment, research, and other related matters.*

*I congratulate the organizers for their initiative and wish the Conference and publication of the Souvenir all success.*

Commissioner-cum-secretary to Government  
Health & Family welfare Department  
Govt. of Odisha

  
( Shalini Pandit )





*President, OSOS*

## *Message*

*It is my greatest pleasure to greet you all on behalf of OSOS to the 39th Annual conference of Odisha State Ophthalmological Society from 17th to 19th November 2023 organized at Sambalpur, the Blessed soil of Maa Samaleswari.*

*Though the rapidly evolving science & technology is taking the field of Ophthalmology to a high rise at one end, the other end is at the grassroots still needing full focus in the community demanding a wide range of responsibility to the care givers that is the Ophthalmologist.*

*In behalf of the OSOS I welcome all esteemed delegates to join in the scientific rigor for the finest & fullest academic gain & the cultural chill for unbroken enjoyment in the sizzling autumn ambience.*

*Make the moments lively enjoying the didactic deliberations, discussions, interactions with wholehearted participation.*

*I acknowledge my sincere gratitude to all participants, honorable guest speakers, authors of articles, different contributors, trade delegates, advertisers, and sponsors for their active involvement, cooperation and support.*

*At last, I appreciate the untiring efforts of all LOC members for making this OSOCON a memorable one with high tech academics of a different kind, comfortable stay of guests & delegates & wish a grand success of the event*

**Dr. Jayashree Dora**



## *Honorary General Secretary, OSOS*

### *Message*

*Dear Colleagues,*

*It is my proud privileged to serve OSOS as Honorary Secretary for last two years. I am happy to share few landmarks achievements on this occasion.*

- 1. OSOS got the best State Society award in category of 500 – 1000 members group in AIOS, Kochi for the year 2022 – 2023 based on our scientific activities.*
- 2. We have a complete Digital procedure for registration as a life member with a payment gateway compatible with all modes of transaction.*
- 3. We now have two issues of Odisha Journal of Ophthalmology which is peer reviewed and going to be indexed soon.*
- 4. We got 2nd prize as a team in Midterm AIOC, Vizac this year in Teachers of Tomorrow (TOT) Conference.*
- 5. We are in the process of having our own office near Trisulia.*

*I thank all the Office Bearers of OSOS for their active participation in the activities of OSOS.*

*This year, the annual Conference of Odisha State Ophthalmological Society (OSOCON – 23) is going to be held at IIM Campus, Sambalpur from 17th to 19th November and the LOC are trying to give their best. The Chairman, Scientific committees have already put a wonderful scientific agenda for the same.*

*I wish LOC of OSOCON 2023 all the best for a wonderful conference ahead.*

*Dr. Santosh Ku. Mahapatra*



*Chairman, organizing committee*

## *Message*

*After a long gap of eight years, Sambalpur Ophthalmological Society has ventured to organize the 39th OSOCON in Sambalpur. Many dignitaries shining in the horizon of Ophthalmology of national and international fame are likely to attend this congress and share their knowledge, experience and technique with the Ophthalmologists of Odisha.*

*The English poet John Keats has rightly mentioned:  
“Knowledge is like a sinking star beyond the utmost  
range of human thought”.*

*This interchange of thoughts will certainly widen our horizon of knowledge. I pray the Almighty for a grand success.*

A handwritten signature in blue ink, appearing to read 'G Das', on a light-colored background.

**Prof. Dr. Gunasagar Das, M.S.**





## Message

*A warm welcome to Hirakhand, the ancient name of today's city named Sambalpur. Probably the Sands of Mahanadi was the source of Diamond from which the name Hirakhand derives. The undivided Sambalpur is not only famous for mighty Mahanadi & world famous Hirakud Dam Project but also the versatile enigmatic arts of handloom "The Sambalpuri" sarees & dress materials. Sambalpur is rich in lush green forests, wildlives with sanctuaries, vast well irrigated farm lands. Now the huge water of Hirakud is a major attraction for watersports lovers. The Scenic beauty of the setting sun behind the BaraPahada hills will mesmerizes heart & soul of the people of all ages.*

*The musical beats & footsteps of unique folk Dance Dalkhai & song Rangabati will definitely activate your limbs & lips in action subconsciously. With a strong heritage of courage of the Great freedom fighter Sri Veer Surendra Sai, the Odisha state Ophthalmological society decided to organize its 39th annual conference at Sambalpur.*

*Our Society is making necessary arrangements for deliberations of rich scientific contents with outstanding lectures, workshops from national & international ophthalmologists.*

*We are ready to welcome our 500 registered ophthalmology delegates, 600 associate delegates & trade delegates with our invited guests.*

*The local organizing committee along with OSOS working hard to provide every possible comfort, entertainment, excellent deliberation of science & arts with optimum possible care to all delegates and make the event for a long-lasting memory.*

*We eagerly are waiting for you all*

**Dr. Pramod Ku. Sharma**



*Dr. Pranamita Pujari*

## *Editor's Message*



*Dr. Shashwat Behera*

*Warm greetings from OSOCON -2023!*

*We, on behalf of the Souvenir committee, welcome all of you to the beautiful city of Sambalpur.*

*While putting our all-out efforts to make this conference a memorable one, we have introduced some new concepts in the content of the souvenir. Rather than limiting it to messages from office bearers, short academic and non-academic write-ups and members' directory, we have tried to make it memorabilia in true sense. Our articles, this time, are focused on old memories, history of OSOS, landmarks in the evolution of our specialty in the state, legends behind the different awards and so on. Delegates can keep this forever as a handbook whenever they wish to take a trip down the memory lane.*

*Compiling a souvenir is never an easy task and can never be the work of one or two persons. During the last few months, we have received help and encouragement from all our seniors, especially Dr Sharmistha Behera. We take this opportunity to thank one and all.*

*Wishing all of you a pleasant and fruitful stay at Sambalpur!*

*Dr. Pranamita Pujari*

*Dr. Shashwat Behera*

# Our Journey as a Scientific Committee

OUR journey as a scientific committee through NOV 2021—OCT 2023



Dear Distinguished Members,

Hello from the Scientific Committee of OSOS

Humble regards.

Thanks for the faith and confidence in us. It has been a highly experience building tenure with many stalwarts to learn from. We have tried hard to give our best, though we do agree that there's space for immense improvement to raise requisite standards of OSOS Scientific society.

Journey ahead.....As we gather to celebrate the progress and achievements of OSOS, we would like to emphasize several critical aspects of our journey forward. Our commitment to excellence in ophthalmology demands the active participation and dedication of every member.

**"Every cog in the machine"** emphasizes how each individual plays a crucial role in the functioning of a system. Each one of you is a vital building block in the edifice of our success. Your active involvement, dedication, and contributions significantly impact the progress we make in our field.

**The Captains need to set the tones; hold the reins; call the shots; steer the ship.....**

The Heads of Institutes, bear the responsibility of nurturing and supporting the growth of their faculty as well as residents, ensuring that their institutions actively participate in the events and activities organized by our scientific society. Your unwavering support is pivotal in maintaining the high standards of ophthalmic education and research in our state.

**Digitalisation: "The power of the pixel"**

**"Bits and bytes"** - Highlights the importance of the fundamental components of digital data, which underpin the modern world's information systems.

**"Clicks and mortar"** - Recognizes the synergy between online and offline operations in the digital world, emphasizing the role of digital platforms as the architects of our information dissemination, connecting us with our members and the broader ophthalmic community. Let's continue to leverage their expertise and collaborate effectively to keep our society informed, engaged, and up-to-date. Time to have our own office and atleast two full time data operators.

**"Teamwork makes the dream work"**



**"Know your onions"** - Encourages individuals to be knowledgeable and skilled in their specific area of responsibility

Efficient division of work is a cornerstone for the proper implementation of Continuing Medical Education (CMEs), workshops, and conferences. We need to ensure that the planning and execution of these events are seamless, educational, and inspiring. This division of work must extend to the important task of arranging funds for scientific programs.

It's my belief that fund raising need be a separate responsibility, not to be a hinderance or even distract the scientific performance of the team.

#### **Innovation & Adaptation:**

"Innovation is seeing what everybody has seen and thinking what nobody has thought." - Dr. Albert Szent-Györgyi

"The measure of intelligence is the ability to change." - Albert Einstein

I also encourage our member institutes to take up at least one significant project each year; honest and thorough thesis work by Residents; intensifying publications and research. Time to implement electronic medical record systems as well as audio visual modalities for apt documentation.

#### **"Cross-pollination of ideas"**

proposal to the establishment of biannual meetings of the Chairmen of Scientific Societies from all states under the guidance and leadership of the Chairman scientific society of the AIOS. This would facilitate the exchange of ideas and best practices, helping us align our goals and work collectively to elevate the standard of ophthalmology nationally.

**OSOS Medicolegal Advisory cell:** A medicolegal advisory cell from within the members of OSOS may be formed as discussed earlier to help a member in need and also in the general medicolegal issues as and when necessary.

Work done from NOV 2021- Oct 23 is available in OSOS website at the following link

<https://osos.co.in/scientific-committee.html>

Long way to go.....



*Dr. Sharmistha Behera*  
**Chairman, Scientific Committee**  
(Nov. 2021 - 2023), OSOS

# Office Bearers of OSOS



## President

Dr. Jayashree Dora



## Vice President

Dr. Srimanta Behera



## President Elect

Dr. Subal Kishor Kar



## Immediate Past President

Dr. Zahiruddin Khan



## Hony General Secretary

Dr. Santosh Mahapatra



## Treasurer

Dr. Pramod Kumar Sharma



## Joint Secretary

Dr. Susanta Kumar Jagadala



## Joint Secretary

Dr. Sushil Kumar Kar



## Auditor

Dr. Sabyasachi Pattanayak



## Chairman Scientific Committee

Dr. Sharmistha Behera



## Member Scientific Committee

Dr. Ashok Kumar Nanda



## Member Scientific Committee

Dr. Anurag Mishra



## Member Scientific Committee

Dr. Srikanta Sahu



## Editor Journal

Dr. Naresh Desinayak



## Managing Editor

Dr. Sujata Dash



## Executive Committee Members

Dr. Samir Kumar Patra



## Executive Committee Members

Dr. Sudharma Chandra Patra



## Executive Committee Members

Dr. Tarun Kumar Panda



## Executive Committee Members

Dr. Pushpa Kumari



## Executive Committee Members

Dr. Rashmi Ranjan Mohanty

# Local organizing committee Members OSOCON 2023



**Chairman  
Organizing  
Committee**  
Dr Guna Sagar  
Dash




**Organizing Secretary**  
Dr Pramod Kumar  
Sharma



**Joint Organizing  
Secretary**  
Dr Shiva Prasad  
Sahoo



**Joint Organizing  
Secretary**  
Dr Debendra  
Kumar Sahu



**Joint Organizing  
Secretary**  
Dr Sukanta Panigrahi



**Patron**  
Dr Jayashree Dora



**Patron**  
Dr Subal Kishor Kar



**Patron**  
Dr Srimanta Behera



**Treasurer**  
Dr Gopeswari Hota



**Joint Treasurer**  
Dr Chitaranjan  
Mishra



**Auditor**  
Dr Kanhei Charan  
Tudu



**Chairman Scientific  
Committee**  
Dr Sharmistha Behera



**Member  
Scientific  
Committee**  
Dr. Ravindra  
Kumar Chowdhury



**Member  
Scientific  
Committee**  
Dr. Pranamita  
Pujari



**Member  
Scientific  
Committee**  
Dr. Shashwat  
Behera






**Advisor**  
Dr Bibhu Datta Das



**Advisor**  
Dr Purna Chandra Sahu



**Reception committee**  
Dr Suresh Chandra Dani



**Reception committee**  
Dr Sindhu Nandini Sahoo



**Reception committee**  
Dr Ruturaj Sahoo



**Souvenir committee**  
Dr Guna Sagar Dash



**Souvenir committee**  
Dr Pranamita Pujari



**Souvenir committee**  
Dr Shashwat Behera



**Catering & Trade committee**  
Dr Pramod Ku. Sharma



**Catering committee**  
Dr Samir Kumar Patra



**Transport & Hospitality committee**  
Dr Ashish Bhoi



**Transport & Hospitality committee**  
Dr Nivedita Guru



**Entertainment committee**  
Dr Dilip Kumar Pattnaik



**Entertainment committee**  
Dr Kalyani Patro



**Entertainment committee**  
Dr Sushant Jagdala



**Entertainment committee**  
Dr Anuradha Pradhan



**Entertainment committee**  
Dr Sasmita Sahu



**Trade & Sponsor committee**  
Dr Sushil Kar



**Trade & Sponsor committee**  
Dr Arun Panigrahi



**Trade & Sponsor committee**  
Dr J P Rout







## Guest Faculties – OSOCON 2023



Dr Ajit Babu  
Majji



Dr Santosh Honavar



Dr Arup  
Chakrabarti



Dr Rupesh  
Agarwal



Dr Anita Panda



Dr Rashmin  
Gandhi



Dr Rajesh Majumdar  
Chowdhury



Dr Suma Ganesh



Dr Swapan  
Samanta



Dr Jayant V  
Iyer



Dr Prafulla  
Kumar  
Maharana



Dr Jayant kumar Das



Dr Chandana  
Chakraborti



Dr Jason Lee



Dr Koushik  
Tripathy



Dr Amit kumar  
Deb



Dr Sugato Paul



Dr Debraj Shome



Dr  
Manoranjan  
Das



Dr Sushma  
Jayanna





# *Awards*

# Prof. Mahendra Chandra Mishra Oration award

## Prof. Mahendra Chandra Mishra



- This was the first oration award started in Odisha State Ophthalmology Conference. The award was initiated by Prof. Dr. Udhaba Charan Behera in the honour of First Postgraduate Professor in Ophthalmology.
- Prof. Mahendra Chandra Mishra was a great teacher and very kind and supportive person. He served as President of All India Ophthalmological Society in 1974.
- He retired as Head of Ophthalmology S.C.B. in Aug 1968.

## Awardee

- Any Ophthalmologists of repute having significant contribution towards scientific growth of OSOS will be awarded.

## The Selection Committee

- President OSOS
- Honorary General Secretary OSOS
- Chairman Scientific Committee OSOS
- Heads of Post Graduate Institute in Ophthalmology from Odisha ( two in number on rotation basis)
- The committee will recommend at least two names to the Executive committee which will finalize the awardee on the basis of recommendation of the selection committee.

## Award

- The award is given every year during the annual conference of OSOS
- The selected candidate's consent will be sought.
- Failing consent, next in the list be contacted. Consensus is preferred.
- If failing, majority opinion of the committee will prevail.
- The selection process must be completed at least four months prior to the annual conference.
- The awardee will be intimated at least three months before the date of conference to allow sufficient time in his schedule and preparing for the oration.
- The awardee, besides the travel expenses, local hospitality, and complimentary registration, will be presented with cash award of ten thousand rupees, a plaque, and a certificate during inauguration.
- In case the award is not materialised, it will be cancelled. Next year fresh selection will be made.

Previous recipients (not in chronological order)	Prof. Sanatan Rath
	Dr. S. S. Badrinath
	Dr. Daljit Singh
	Dr. B. Patnaik
	Dr. G. Chandrasekhar
	Dr. Madan Mohan
	Dr. Namperulswamy
	Dr. Anita Panda
	Dr. J. C. Das
	Dr. S. Natarajan

2015	• Dr. Ajit babu Majii
2016	• Dr. Debasish Bhattacharjee
2017	• Prof. Mangat Ram Dogra
2018	• Prof. Namrata Sharma
2019	• Dr. Subhadra Jalali
2020	• Prof. G V S Murthy
2021	• Dr. Sudeep Das
2022	• Dr. R Krishna Prasad

# Prof. Mahendra Mishra Award 2023

## *Dr Santosh Honavar*



**Dr. Santosh Honavar** is awarded this year Prof. Mahendra Mishra Oration award for his outstanding and continued contribution to Ophthalmology, not just in the Indian subcontinent but world-wide.

Dr. Honavar is an internationally acclaimed Ophthalmologist working as Director of Ocular Oncology and Ophthalmic Plastic Surgery at Centre for Sight, Hyderabad, India. He is also the Director of National Retinoblastoma Foundation and Director of Medical Services for the Centre for Sight group of

Hospitals in India.

Dr. Honavar is widely considered the father of ocular oncology of the Indian sub-continent and is credited with establishing adult and pediatric ocular oncology as dedicated sub specialties. He was born in Pune in Maharashtra, did his MBBS from Bangalore Medical College and post-graduation Ophthalmology from AllMS New Delhi. He did Fellowship training in Ocular Oncology at Wills Eye Hospital, Philadelphia under the mentorship of Prof Jerry and Carol Shields. He established the Ocular Oncology Service, the first such facility in the country, and added on a comprehensive multispecialty Children's Eye Cancer Center as well at LV Prasad Eye Institute, Hyderabad. He established intravenous chemotherapy for retinoblastoma in India and was the first to establish and perform plaque brachytherapy in India. He rose to become the Associate Director of LVPEI. Concurrently, he was an Adjunct Professor at the Case Western Reserve University and University of Rochester School of Medicine, USA. He moved to his current role in 2013 where he leads the medical services for Centre for Sight, Hyderabad.

He has over 270 publications in peer reviewed journals and has written several book chapters. The significance of his academic contributions can be gauged by his high citation indices with over 8800 citations, H-index of 51 and i10-index of 169! He is currently General Secretary AIOS. He was the Editor of the Indian Journal of Ophthalmology and IJO Case Reports. He has inspired a whole generation of Ophthalmologists to be involved in robust research.



# Prof. Biswambar Rajguru Oration Award

## Prof. Biswambar Rajguru



*Prof B.R.Rajguru* was born on 5th September 1927 in Paralakhemundi. He Graduated with MBBS degree from SCB Medical College in 1950 and was awarded as the Best Graduate with Honors in Ophthalmology.

He passed D.O. in 1954, MS in 1955 from Andhra University, received higher training in USA during 1958-59 under exchange program and served as fellow at Washington University School of Medicine, St. Louis.

He also got training under W.H.O. on Trachoma and communicable eye diseases and Senior Health Administrator Training at National Institute of Health and Family Planning, Delhi.

He was a Junior Teacher from 1952 to 55, Assistant Professor from 1955 to 60, Reader from 1960 to 62, Professor from 1962 to 80, DMET from 1980 to 84 and Additional Secretary from 1984 to 85.

He served as principal and Supt. at VSS and MKCG Medical Colleges and served as Ophthalmic Advisor to Govt. of Orissa. He presented about 30 papers at National and International conferences and was the official delegate of India to the Afro-Asia conference at Karachi and World conference at San Francisco, USA. He served as a member of expert committee of ICMR, MCI.

He is life member of Indian Ophthalmological Society since 1965 no 00675, Second Ophthalmologist from Odisha to be with AIOS. He was the convenor for formulating the National program for control and prevention of blindness.

Prof. Rajguru was a brilliant teacher and astute administrator.

He retired in March 1985 and continued his activity in eye health care.

## **Prof Biswambar Rajguru Oration Award**

### **Awardee**

Every year an outstanding Ophthalmologist/ Vision Scientist/ Social Activist in Vision science or public health ophthalmologist in succession either serving in Orissa territory or of Orissa origin but serving outside (other states/ union territories of India or any other country) and has contributed significantly to the cause and development of the technique and technology of eye care, will be given the award.

On inviting nominations at least six months before the annual state conference from various Eye care providing Institutes and on inviting applications from individuals to seek the award, the selection committee set up will decide the most deserving applicant. The awardee will be given at least a months' time to prepare and deliver the Oration Lecture at the annual conference of Orissa state Ophthalmological Society and be given an award of Rupees Ten Thousand, and a citation.

### **The Selection Committee**

- **President of OSOS**
- **Chairman Scientific committee, OSOS**
- **Director of L.V.Prasad Eye Institute, Bhubaneswar**
- **Two of students of Prof. B. Rajguru nominated by their forum, one of them will be the convenor of the committee and initiate the selection process**

In absence of members from the students group, their void will be filled up by Head of S.C.B.Medical College Eye Department ,Head of eye department V.S.S.Medical College and Head of Ophthalmology, M.K.C.G.Medical College in that order.

### **Selection Procedure**

The committee will formulate the rules and criteria for the award. The decision of the majority will be final. In case of tie, the President of OSOS will be the decider. In case of unavailability of suitable candidate, the award will roll over to the next year . The nominating eye care institution/ organization will submit the following to the selection committee.

**The nominating eye care institution/ organization will submit the following to the selection committee.**

- **Application in plain paper**
- **Completed CV of the candidate**
- **Technological/ Technical Contribution to development of eye care.**

To Institute the award, the students will place minimum amount of Rupees 135 thousand at the disposal of the Orissa State Ophthalmological Society. The Society in turn will invest the money in a separate account with a Bank which will yield maximum interest annually. The Society will be under obligation not to utilize the money under any circumstances for any purpose other than discharging the award.

## *Prof. Biswambar Rajguru Oration Award recipients*

2009	• Dr. Tara Prasad Das
2010	• Dr. Bikash R. Pattnaik
2011	• Mr. Keerti Pradhan
2012	• Dr. Amresh Chopdar
2013	• Dr. Savitri Sharma
2014	• Sudipta Kumar Mohanty
2015	• Dr Tapas Ranjan Padhy
2016	• Dr S Shivaji
2017	• Prof . B N R Subudhi
2018	• Soumyava Basu
2019	• Dr. Ruchi Mittal
2020	• Mr. Rudra Narayan Mohanty
2021	• Dr. Sujata Das
2022	• Dr. Ramnath Misra

# Prof Biswambar Rajguru Oration Award 2023

*Dr Shiva Prasad Sahoo*



**Shiva Prasad Sahoo** was born in 1977 in a poor family in Jagatsinghpur district of Odisha. He had a rough sail to enter into medical schooling. He completed his schooling in Jawahar Navodaya Vidyalaya, Cuttack where he enjoyed 7 years of valued education free of cost. After completion of school education, he did his MBBS and Post-graduation in ophthalmology from VSS Medical College Burla, Sambalpur.

Then he underwent surgical training in Aravind eye hospital Madurai before starting his ophthalmic career in 2007. During his post-graduation he realized the huge gap in eye care and need of setting up a good eye care center in Western Odisha. Getting basic health care was a day dream for people of underserved part of Western Odisha who live in miserable condition due to poverty, illiteracy and lack of awareness. He left the luxury of high paid job and decided to pay back the society.

As an entrepreneur with an aim to bring world class eye care service to Western Odisha and possibly the Eastern India, in the year 2008, he established Trilochan Netralaya at Sambalpur which has grown into an organization with another four branches at Kalahandi, Jagatsinghpur, Bargarh & Jharsuguda districts of Odisha. With a staff strength of 300+ and 12 full time ophthalmologists, Trilochan Netralaya now caters to the needs of 14 districts of Odisha where Ophthalmic care is in a very bad shape. Many national and state level agencies have awarded Shiva for his outstanding service to the poor and needy.

His life story and journey of Trilochan Netralaya has been published in “The Book Of Aspiration Volume 2” in 2023.



# Prof. Dr. Lakshmi Kanta Mohapatra Oration Award

## Prof. Dr. Lakshmi Kanta Mohapatra



*Prof. Dr. Lakshmi Kanta Mohapatra* was the eldest son of Basudev Mohapatra and an embodiment of the Satyabadi principles, was born on 13th April 1926.

He passed MBBS from S.C.B Medical College, Cuttack in 1950(2nd batch), he got trained in tropical medicine in Calcutta and started his career as a general practitioner from 1953 and later completed his diploma in ophthalmology in 1957 from Aligarh University.

After a one year stint in the state health cadre of Sambalpur, he was placed in Ophthalmology department of S.C.B. Medical College under the able guidance of Dr. Mahendra Chandra Mishra. He joined MKCG College, Berhampur in 1966 as a senior teacher.

In 1975, he was promoted and placed at VSS Medical College, Burla. He re-joined MKCG Medical College, as head of ophthalmology department in 1980, where he served the remaining period of his professional career until 1984.

Post retirement he contributed in social services in his individual capacity at Sakhigopal providing free eye check-ups for the poor.

Apart from being an accomplished specialist in the field of dacryocystitis, he also excelled in colored paint brush art as well as literature. Dr Lakshmikant Mohapatra left us for heavenly abode on 21st Jan 2015

## Awardee

*This oration was instituted by late Dr. Gadadhar Sarangi.*

- Oration award is given to either to a paediatric ophthalmologist or to an ophthalmologist who has contributed significantly to any paediatric eye disease.
- Prof. Dr Jayachandra Das, Retired Prof and Head of Guru Nanak Centre for ophthalmology was given the responsibility to choose a suitable candidate for the purpose.
- But, without dishonoring the departed souls, without disrespecting Prof Jayachandra Das, a selection committee was set up, keeping the future in mind.

## The Selection Committee

- Prof Dr Jayachandra Das
- President OSOS
- Honorary General Secretary, OSOS
- Chairman Scientific Committee, OSOS
- Head of Post Graduate Institute in Ophthalmology, Odisha (One on rotation basis).

The committee will recommend at least two names to the Executive Committee and the awardee will be finalized by the Executive Committee.

Thus, every year an outstanding paediatric ophthalmologist of the state or the country will be chosen for the award.

## Award

The award is given every year during the annual conference of OSOS

- The selected candidate's consent will be sought. Failing consent, next in the list be contacted. Consensus is preferred.
- If failing, majority opinion of the committee will prevail.
- The selection process must be complete at least four months prior to the annual conference.
- The awardee will be intimated at least three months before the date of conference to allow sufficient time in his schedule and preparing for the oration.
- The awardee, besides the travel expenses, local hospitality, and complimentary registration, will be presented with a plaque and a certificate during inauguration.
- In case the award is not materialized, it will be cancelled.
- Next year fresh selection will be made.

## *Prof.Lakshmi Kanta Mohapatra oration award recipients*

2015	• Prof. Jayachandra Das
2016	• Dr. Lalit Verma
2017	• Dr. Partha Biswas
2018	• Dr. Varshini Shanker
2019	• Dr. Zia Choudhury
2020	• Dr. Manish Shrivastav
2021	• Dr. Aparna Rao
2022	• Dr. Sudarshan kumar Khokhar

# Prof. Laxmikanta Mahapatra Oration Award 2023

*Dr. Suma Ganesh*




- *Dr. Suma Ganesh* is presently Director, Pediatric Services and Chairperson of Pediatric centre of excellence at Dr Shroff's Charity Eye hospital, Delhi. She did her fellowship in Pediatric ophthalmology and Strabismus at Manhattan Eye and Ear hospital in 2001 through Marsh Carter Fellowship grant by ORBIS International. She was awarded DR S.D. Athavale award for the best paper in squint at AIOS meeting in 2003.
- In 2012 she received the prestigious ACOIN award for her work in strabismus in the community. She has worked on many childhood blindness projects with ORBIS, SEVA, CBM and Perkins International. She has trained more than 50 pediatric ophthalmologists. She has presented at many national and international conferences and has 126 publications to her credit.



# Prof. Dr. Udhav Charan Behera & Prof G S Das

## innovation award



*Prof. Dr. Udhav Charan Behera* was born on 5th March 1927 in a village Mahura in the district of Bhadrak, Odisha. As his father died early, he was brought up by his mother Chandramani Devi.

After passing B.Sc. from Calcutta, he joined in M.B.B.S. in S.C.B. Medical College, Cuttack with the financial support of his Godfather Prof. Mahendra Chandra Mishra. He did M.S. from Darbhanga Medical College.

He had served in all the three Medical Colleges of Odisha and retired from V.S.S. Medical College, Burla as Prof. & H.O.D. of Ophthalmology and Medical Superintendent in the year 1985.

After returning from W.H.O. fellowship in Germany, he started Keratoplasty, trabeculectomy and retinal detachment surgery in Burla.

It has been proposed to assign the Eye Bank at Burla in his name. Thus a cow boy became a successful doctor by the blessings of teachers and elders. His sishya was Prof. Dr. Gunasagar Dash.



*Prof. Dr. Gunasagar Dash* was born on 27th September 1951 in the village Mahulpali-Khampur in Sundargarh, Odisha. His father Mukteswar Dash, a school teacher and mother Damayanti Devi were known as guru bapa and guru maa in the locality. He did his M.B.B.S. and M.S. from V.S.S. Medical College, Burla in 1982, Training in Retina & Vitreous surgery from A.I.I.M.S. in 1987. He was invited as guest eye surgeon to Germany in 1996.

He was actively involved in research of Sickle haemoglobinopathy, Rhinosporidiosis and Stem cell therapy with many contributions in State, National, International Journals and conferences.

He retired as Prof. & Head of Ophthalmology and Medical Superintendent from Burla in 2011. He also served as Prof. & Head in Konaseema Institute of Medical Sciences & Research Foundation, Amalapuram, Andhra Pradesh till 2021.

He was President, OSOS in the year 2019-21. He is a poet and writer and has published a travelogue “Mahodadhi Separe”(Indian cultural heritage in South Eastern Asia), a nataka "Bana Padma" and a poetry “Bhumiru Bhumaku”. He has travelled worldwide from east-west around the Globe.

## Guidelines

This award always started in 2022 after it was passed by GBM at the Rourkela conference in Nov 2021.

Prof U.C. Behera & Prof G.S.Dash Oration award on "Innovation in Ophthalmology"

अनेकसंशयोच्छेदि, नरोक्षार्थस्त्रिशयकम्।सर्धस्यरोचनंशासं, यस्यनास्त्वन्धर्षः॥

It blasts many doubts, foresees what is not obvious | Science is the eye of everyone, one who hasn't got it, is like a blind ||

## Preamble

The award on “Innovation in Ophthalmology” has been instituted in the name of Prof. Dr. Udhaba Charan Behera and his student Prof. Dr Gunasagar Dash by a contribution of rupees 5,00,000/- (five lakhs only) by Prof Dr Gunasagar Dash & a small contribute from Dr Sharmistha Behera.

A prominent medical scientist having significant and outstanding contribution towards innovations in Ophthalmology will be invited every year during the annual Odisha State Ophthalmological conference to deliver an oration on the subject. She / He may be from the state of Odisha / India or abroad. The Odisha State Ophthalmological Society will invest the money in a separate account in a nationalized bank that will yield maximum interest annually. The interest amount would be used for a medallion, certificate, angavastra and other expenditure. The society will be under the obligation not to utilize this award money under any circumstances for any other purpose.

## The Selection Committee

Every year a notification for filling nomination for the award may be given by the Chairman scientific committee at least three months prior to the conference.

The selection committee will be constituted by the following members:

1. Hon President, OSOS - Chairman

2. Chairman, Scientific Committee – Convener
3. Director, LVPrasad Eye Institute, Bhubaneswar – member
4. An expert on the innovative subject nominated by the Scientific Committee – member
5. Prof Dr GS Dash / Dr Sharmistha Behera / Any of their student (Guest member)

The committee will formulate rules and criteria for selection of the awardee and will select the most deserving candidate. The decision of majority of the members will be final. In case of any tie up, the opinion of the President will be considered binding. In case of non availability of the suitable candidate, the committee may nominate a medical scientist having contribution towards innovation in ophthalmology, of national / international fame.

The oration will be delivered physically or virtually as the case may be during the conference.

### Application for the Award

The candidates may themselves apply for the award to the Hon President / Chairman Scientific Committee, OSOS or he / she may be nominated by an institution / organization by submitting the following documents at least three months prior to the conference / a deadline given by OSOS:

1. Application for the award
2. Curriculum vitae
3. Contribution towards “Innovation in Ophthalmology”

At least a month will be given to the awardee to prepare for the oration.

"The main driver of innovation is unmet patient need," said Sophie Bakri, retina specialist and ophthalmology department chair at the Mayo Clinic.

DR. GOVINDAPPA VENKATASWAMY, the founder of Aravind Eye Hospitals is exemplary for his innovative programmes to deal with the problem of blindness in India. To name a few, outreach camps in eye care (1960), a rehabilitation centre for the blind (1966), and the creation of an ophthalmic assistants training programme in 1973. In recognition of his work in the fight against blindness, Dr, V received the Padmashree award in 1973 by the Government of India.

### Year Wise Recipients

- 2022 : Dr Tapas Ranjan Padhy
- 2023: Dr U C Behera & Dr Mihir Mishra



# Prof. Dr Udhab Charan Behera & Prof G S Das innovation award 2023

## Awardee

*Dr. Umesh Chandra Behera*



***Dr. Umesh Chandra Behera*** is an alumnus of MKCG Medical College, Berhampur, Odisha. After his masters in Ophthalmology at MKCG Medical College, he completed a fellowship in Retina and vitreous at Aravind Eye Hospital, Madurai and subsequently joined the institute in 2006. He later moved to L V Prasad Eye Institute, Bhubaneswar in 2012. His clinical work involves treating vitreoretinal diseases in children and adults. He has participated in more than 20 global clinical trials pertaining to these diseases and has more than 70 peer reviewed publications to his credit. He serves as a reviewer for several international journals and has won awards for presentations in scientific vitreoretinal meetings. His areas of interest include vitreoretinal surgery, diabetic retinopathy, ocular infections and central serous chorioretinopathy.

# Prof. Dr Udhab Charan Behera & Prof G S Das

## innovation award 2023

Awardee

*Dr. Mihir Mishra*



**Dr. Mihir Mishra** completed his primary medical education and Post-graduation in Ophthalmology from MKCG Medical College, Berhampur, Odisha. He completed the long-term fellowship in Ophthalmic Plastic Surgery, Orbit and Ocular Oncology from Aravind Eye Hospital, Madurai. Following fellowship he joined MGM Eye Institute, Raipur, Chhattisgarh as a Consultant in Oculoplasty, Orbit & Ocular Oncology. Presently he is heading the Oculoplasty Services in MGM Eye Institute. He has been invited as guest speaker and guest faculty, panellist, chairperson in State, National and International Conferences. He has been awarded three times the Best of Best Paper and Best paper Award recommendation for AIOS in Annual Chhattisgarh State Ophthalmological Society conference. He is involved in research activities and has many research publications in peer reviewed journal. He is also a DNB teaching faculty and the Thesis paper under his guidance has received the “Certificate of Commendation”.

# Life time Achievement Award

## *Previous Years Awardee*

---

2015

- Prof. Chandi Das  
Dr. Satchidananda Mishra

2016

- Prof. K C Mohanty  
Dr. Barun Chandra Pattnaik

2017

- Dr. Sarat Chandra Das  
Dr. Nirubala Patnaik

2018

- Prof. Prafulla Kumar Tripathy  
Dr. Pravakar Dixit

2019

- Dr. Subash Chandra Patra  
Dr. Abhimanyu Chakra

2020

- Prof. Usha Rani Gantayat  
Dr. Dayasagar Behera

2021

- Dr. Basant Kumar Jena  
Dr. Dasarathi Mohapatra

2022

- Dr. Bisnu Pradhan  
Dr. Sreedhar Biswal

# Life time Achievement Award 2023

*Dr. Sukumar Sarkar*



*Dr Sukumar Sarkar* was born at Raghunathji Lane, Cuttack on 17-12-1939. He did his M.B.B.S (SCBMCH)-1961-63 and M.S.-1965-Prince of Wales Medical College, Patna University. He joined as Junior teacher (Refractionist), SCBMCH, Cuttack on 3-11-65, continued as Registrar in SCBMCH as well as MKCG MCH, Berhampur till August 1973. He was promoted to Assistant Professor and transferred to VSS Medical College, Burla on August 1973 and then to MKCG MCH, Berhampur in 1982. He was transferred back to VSS Medical College, Burla and got promoted to Associate Professor in 1985. As Prof. Chandi Das, the then Professor in VSSMCH proceeded on long leave he had to continue as Prof HOD in charge till his eventual retirement in 1993/94. Finally he retired officially on 31-01-1998.

He has served in many rural health camps from Koida and Balisankara in Sundergarh district as well as in Sundergarh town twice, Kesinga, Titlagarh, Dhenkanal, Kalahandi, Patnagarh, Bolangir etc. etc. Almost touched to 700+ cataract operations without any complications in record.

To his credit his subordinates always commented that he administered the department like a healthy Family only.

He is free, frank, and benevolent to all near and dear ones.

*He says his motto is "Sarve shukhina bhabantu sarve shantu niramoy. Sarve bhadrani pashyantu, maa kaschit dukhshyamad bhabet"*



# Life time Achievement Award 2023

## *Dr Junas Soy*



*Dr Junas Soy* was born at Tilaimal, Sundargarh. He passed his matriculation examination from Janata High school, Kuhudi, Puri in the year 1965. Later on he studied at KB Science College, Nirakarpur and Government College, Sundargarh. Dr Soy received his medical education from VSS Medical College, Burla and Institute of Ophthalmology, Aligarh Muslim University, Uttar Pradesh.

He started his career as a Junior Medical Officer at Ispat General Hospital in 1974. After serving for thirty three years, he superannuated as Senior Deputy Director in 2007. After retirement from service, he joined as a senior resident at Hi-Tech Medical College and continued there till 2017.

He has been trained in micro-surgery at Arvind Eye Hospital, Madurai. He has been actively involved in various philanthropic activities in association with many NGOs. The Indian Medical Association had felicitated him for his services rendered to the poor and needy.

Currently, he stays in civil township, Rourkela and is having his own practice.

# Dr. Ajit Babu Majji's Young Achiever Award-OSOS



**Dr Ajit Babu** did his M.D. (Ophthalmology) from prestigious Dr. Rajendra Prasad Centre For Ophthalmic Sciences, All India Institute of Medical Sciences, New Delhi, India.

He then pursued Research Fellow in Retina-Vitreous, Wilmer Eye Institute, The Johns Hopkins University, School of Medicine, Baltimore, U.S.A from 1997-98. Dr Babu worked at the Department of Vitreoretina, L V Prasad Eye Institute, Hyderabad, India from 1993 to 2012. Currently he's the medical Director Centre for Sight, Hyderabad.

Dr Babu is an excellent surgeon as well as great clinician and teacher. There's a generation of vitreoretinal surgeon in India and abroad who all have gained immense knowledge and experience from him. He has more the 60 publications to his name. He was also the past president of AIOS.

## AWARDEE

- Shall be aged 45 years or Younger on January 1st of the year of selection.
- Shall be born in Odisha, either working in the state or anywhere in the country (or)  
If born outside the state, must have served in Odisha for more than 10 years.
- Residing in Odisha or Outside Odisha.
- Must have 20+ Publications in Peer Reviewed Journals as Pre-requisite.
- Among short listed candidates, contribution to Ophthalmic Research and /or Social Responsibility shall be considered, along with Quality of publications and impact factor.

## Award

- Shall be given every Year
- In case no Candidate is eligible, The OSOS Executive Committee will have the final power to decide to award to the nearest candidate or to defer awarding for the year, in consultation with Selection Committee.

Oration will be delivered in the Annual Conference of OSOS

Award shall be presented during the Inaugural Ceremony, with Plaque and Certificate

- The awardee will be given travel expenses, local hospitality and complimentary registration for the state annual conference in the year of award Presentation
- Award shall be presented during the Inaugural Ceremony with Plaque and Certificate

Awardee

- Nominations with Credentials (with Adequate proof), shall be called for the award in the month of January in the same year of the OSOS Annual Conference
- Last date for submission of the Nomination shall be 30th of April in the same year
- Applicants shall have to furnish – biodata
  - a write up as to why he/ she should be selected for the award (less than 100 words)
  - his/ her vision for himself for next 10 years (less than 100 words)

**Criteria for selection committee**

- The members of selection Committee shall be from outside the state and non Odiya.
- The members of selection Committee shall be from different zones of the Country.
- The members of selection Committee shall represent different subspecialties.
- The members of selection Committee shall be of at least 15 years of experience in his/her subspecialty.
- The nominations received shall be evaluated by the Judges and the scores of evaluation shall be returned to the scientific Committee office by 30th June of the same year.
- The evaluations shall be tabulated and the final scores of the Candidates shall be forwarded to the executive body of OSOS, which shall announce the awardee by the 15th of July in the same year. This shall facilitate the awardee to attend the OSOS Annual conference.
- Awardee shall be presented with Certificate and Plaque during the Inauguration.
- Awardee shall attend the Annual conference and shall be allotted 15 Minutes to speak in the Oration's sessions, during the annual conference regarding "His Path of Achievements" [5 mins-Ophthalmic Journey of the Awardee and 10 mins regarding any special work done by the Awardee].

## Dr. Ajit Babu Majji's Young Achiever Award - Awardee

### *Dr Prafulla Maharana*



*Dr Prafulla Kumar Maharana* is a dedicated and compassionate medical professional with specialization in the field of cornea, cataract, and refractive surgeries. He did his MBBS from MKCG Medical College, Orissa 2000-2006 (With Gold Medal in Paediatrics). After this he pursued his post-graduation from the prestigious Dr. RP Centre, AIIMS, New Delhi 2007-2010 (Topper of the Batch). He was Consultant Cornea at the premier Institute L.V. Prasad Eye Institute. Currently he's Associate Professor Ophthalmology at Dr. R.P Centre for Ophthalmic Sciences, AIIMS, New Delhi.

Dr Maharana has special interest in research and training of companion fellows.

Till date he has more than 150 publications in index and non-indexed journals.

He has more than 20 chapters in various textbooks of ophthalmology. Dr Prafulla Maharana at this young age most impressively became the Editor-in -chief of the widely popular textbook of the post graduate students "Ophthalmology clinics for postgraduates".

Dr Maharana is also the Chief Investigator and co-Investigator of various funded and non-funded research projects.

For all his achievements Dr Maharana has been awarded with various national and international awards.



## Dr. R. C. Meher Award -Best Free paper award for PG students



**Dr. Ram Chandra Meher** was Born on 27<sup>th</sup> January, 1950 at Village Belpara, Dist. Bolangir (Odisha). After completing his MBBS from V.S.S. Medical College, Burla (1969-1975). He moved to New Delhi for his further studies where he did his diploma in ophthalmology from prestigious Maulana Azad medical College, Delhi (1977-78). The after he completed his MD Ophthalmology from the most premier institute in India, R P centre for ophthalmic sciences , AIIMS , New Delhi.

Dr. Meher was associate Professor Hi Tech Medical college and Hospital Rourkela (2021-22). He was the past president of Odisha state ophthalmological society and he's also the chairman finance committee -ACON.

Currently he's Director Meher eye hospital and research institute, Rourkela.

*Best Free  
paper  
award  
for PG  
students'  
year  
wise*

2014	• Dr. Indranil Saha
2015	• Dr. Samabesh Swain
2016	• Dr. Sonali Sarangi
2017	• Dr Arshi Singh (LVPEI, Bhubaneswar)
2018	• Dr. Lipsa Sahu
2019	• Dr. Sneha R.H.
2020	• Dr. Chilakamarthy Sridivya
2021	• Dr. Y Neha Srija
2022	• Dr. Anmol Kar

*recipients*

## Dr S C Das Award (Best free paper award in Community Ophthalmology)



*Dr Sarat Chandra Das* was Born on 1st April 1946 at Athmallik, Angul District, Odisha.

He had his preliminary Education in Mahendra High School, Athmallik & Ravenshaw College, Cuttack and did MBBS in (1969) from SCB Medical College Cuttack

He did his MS (Oph) in 1972 & DLO (1975) from Prince of Wales Medical College Patna. After that he did FICS in 1988 & PG Diploma (LL & PM) 1995. He has done his DH&HM (Dip. in Hospital & Health Management 1996) AIIMS, New Delhi. He has worked at Sitapur Eye Hospital (UP) and served Coal India as Ophthalmologist in different capacities for 20 Yrs in Central Hospital's Dhanbad, Asansol, Ranchi, Ramgarh & Talchar.

He has organized & operated in more than 500 Eye camps in Jharkhand & Odisha. He is a past President of Odisha State Ophthalmological society (2007-08). During his secretaryship of OSOS, (2004-06) he has organized ALOS Conference in 2005 at Bhubaneswar.

He has been secretary EIZOC from 2005-14. He started organizing EIZOC Conferences independently & started midcon in shillong, Meghalaya for the 1st time during his presidency.

He is now President of ACOIN.

### YEAR WISE RECIPIENTS

- 2014 : Dr. Indranil Saha
- 2015 : Dr. Biswajeet Dey
- 2016 : Dr. Aswini Meherda
- 2017 : Dr. Mamita Rani Nayak (VIMSAR, Burla)
- 2018 : Dr. Priyanka Shindhe
- 2019 : Dr. Sabyasachi Pattanayak
- 2020 : Dr. Debasmita Majhi
- 2021 : Dr. Satyabrata Jena
- 2022: Dr. Debasmita Majhi

## Prof. (Dr.) B N R Subudhi Award Best free paper award in Retina and Vitreous



*Prof Dr B N R Subudhi* did his MBBS from MKCG medical where he was awarded the best graduate. He received five gold medals from Berhampur University in 1975.

While working at MKCG medical college and hospital he had performed more than 400 eye transplants. He has organized public awareness programme in Diabetic retinopathy, Glaucoma, Eye Donation programme. As an active worker of Community Ophthalmology, worked for the prevention of blindness in rural and hilly areas of the State of Odisha for the last 40 years.

He established Ruby Eye Hospital in 2013 at Berhampur for the benefit of people of Odisha.

Currently he is "Chairman, Ruby Eye Hospital, Berhampur. He was "Member Managing Committee, AIOS, twice. He was the President of Orissa State Ophthalmological Society in 2011.

He was President of ACOIN in 2012. At present he is Chairman Steering committee of ACOIN, Member AIOS Taskforce also Member Standing committee for IMA for PDB. He was Editor of EIZOC. He's also Hon.Gen. Secretary, Teleophthalmology Society of India(TOSI) and Chairman, ISMSICS (Odisha Chapter)

### Year Wise Recipients

- 2014 : Dr. Sidharth Das
- 2015 : Dr. Gazal Patnaik
- 2016 : Dr. Sanghamitra Kanungo
- 2017 : Dr. Arshi Singh (LVPEI, Bhubaneswar)
- 2018 : Dr. Vaishnavi Mummidi
- 2019 : Dr. Anuja Mahanty
- 2020 : Dr. Shruti Satapathy
- 2021 : Dr. Anjalika Parhy
- 2022: Dr. Gazal Patnaik and Dr. Sanghamitra Kanungo

# Dr Subal Kishor Kar-Best free paper award in Cataract and Refractive Surgery



*Dr. Subal Kishor Kar*, born on 04.12.1952 at Bargarh, has completed MBBS at VSS MCH, Burla in 1978. He joined Odisha State Govt. service in the year 1983. He has completed M.S. degree in Ophthalmology at VSS Medical College, Burla in 1992. Rejoined Odisha State Govt. services, worked at DHH Bargarh from 1994 till retirement as Senior Eye Specialist on 31st Dec 2012. Trained in Micro-surgery (ECCE) at Little-Flower Eye hospital, Angamally, Kerala. He was Trained in SICS and Phacoemulsification at JPM Rotary Eye Hospital, Cuttack.

Now working as Director, "Sunayan Eye Care" Bargarh.

## Year Wise Recipients

- ❖ 2014 : Dr Sushil Kar
- ❖ 2015 : Dr Sushil Kar
- ❖ 2016 : Dr Sushil Kar
- ❖ 2017 : Dr Shibashis Das (Hi tech Medical College, Bhubaneswar)
- ❖ 2018 : Dr Shruyav kirti Parida
- ❖ 2019 : Dr Ashok kumar Nanda
- ❖ 2020 : Dr Saswati Sen
- ❖ 2021 : Dr Sonali Sahu
- ❖ 2022 : Dr Anjali Khadia



# Prof. Indramani Sahoo Award - Best free paper award in Cornea



*Prof Indramani Sahoo* is a renowned ophthalmologist of Odisha. He was born on 25th February 1936 in Jhardeshwar village of Cuttack district to Shri Banchanidhi Sahu and Smt. Chand Dei. In 1963 he did his MBBS from SCB Medical College and post-graduation in Ophthalmology from Darbhanga Medical College, Bihar in 1965. He Joined VSS Medical College, Burla as faculty in 1963 and then subsequently joined two other colleges as Head of Department before retiring in 1995.

He was famous throughout Odisha. Similarly, by writing articles related to eye health, he was able to create his own identity in the reader's quarters. He was the President of Odisha State Ophthalmology. He received various awards and honors including the Mahatma Gandhi Seva Award given by the state government. He passed away at Burla on 5 th December 2022.

## Year Wise Recipients

- ❖ 2015 : Dr Sikha Mishra
- ❖ 2016 : Dr Chinmayee
- ❖ 2017 : Dr Pratima Vishwakarma (LVPEI, Bhubaneswar)
- ❖ 2018 : Dr Pratile Singh Thakur
- ❖ 2019 : Dr Amrita Mohanty
- ❖ 2020 : Dr Durga Sahu
- ❖ 2021 : Dr Sonali Sahu
- ❖ 2022 : Dr Deepali Singhal and Dr Smrutirekha Priyadarsini

# Dr. B S Mishra Award-Best free paper in Glaucoma



*Dr. Braja Sundar Mishra* was Born on 7" Jan 1943, Dr. Mishra was educated in Ravenshaw college and passed MBBS from SCBMC. He passed Diploma in Ophthalmology in 1972 and MS in Ophthalmology in 1976. He joined the state govt. service on 7 Oct. 1968. He worked in different hospitals as an Asst. Surgeon and subsequently as an Eye specialist and retired on 1st June 2001. From 1989 he went to Ghana continuously for four consecutive years as a Rotary Volunteer. He went to different African countries during this period and visited London, Italy and Germany on his way back home. After his retirement he continued to work at JPM as a senior consultant. He was a high-volume Cataract surgeon and one of the pioneers of Phacoemulsification in the state. He was married to Pravati Mishra. They have a son and a daughter. The daughter is married to Dr.Chandrasekhar Praharaj who is a Principal Scientist at Kanpur. The son Dr. Anurag, an Ophthalmologist, is married to Dr.Aparajita, a Pathologist.

The winner of this award will represent Odisha at AIOS.

The state will bear expenses of registration and travel of the awardee.

## Year wise recipients

- ❖ 2019 : Dr Nirupama Rout
- ❖ 2020 : Dr Keya Chakrabarti  
Dr Bhagyashree Padhan
- ❖ 2021 : Dr Anshuman Mahapatra
- ❖ 2022 : Dr Bidisha Mahapatra

# Prof. Kishore Chandra Mohanty Award-Best free paper of the conference



*Dr.(Prof.) Kishore Chandra Mohanty* was born on 2nd February 1945 in Kendrapara undivided Cuttack District. After completing his M.B.B.S. from S.C.B. Medical College, Cuttack , he pursued his M.S. Ophthalmology (1972) at Prince of Wales Medical College, Patna. He was Selected as Jr. Teacher Ophthalmology (1973) and Joined as M.K.C.G. Medical College, Berhampur.

He was trained in different subspeciality including keratoplasty, contact lens, IOL and squint from AIIMS, New Delhi and Sarojini Devi Hospital, Hyderabad. He was awarded at state and national levels many times. During his tenure he had organised more than 100 camps and did more than 30000 surgeries. He Worked as Asst. Professor, Associate Professor and Professor in three Govt. Medical Colleges. He retired from MKCG Medical college as Principal in 2003.

He was a gentleman who led a simple and spiritualistic life.

The winner of this award will represent Odisha at AIOS.

The state will bear expenses of registration and travel of the awardee.

## Year Wise Recipients

- ❖ 2014 : Dr Sidharth Das
- ❖ 2015 : Dr Biswajeet Dey
- ❖ 2016 : Dr Sanghamitra Kanungo
- ❖ 2017 : Dr Pratima Vishwakarma (LVPEI, Bhubaneswar)
- ❖ 2018 : Dr Pratime Singh Thakur
- ❖ 2019 : Dr Ashok Kumar Nanda
- ❖ 2020 : Dr Debasmita Majhi
- ❖ 2021 : Dr Sonali Sahu
- ❖ 2022 : Dr Bidisha Mahapatra

# Prof Dr K C Padhy Award- Best Postgraduate Thesis Award



*Dr. K C Padhy* was a founding member and Secretary of OSOS.

He completed MS from SCB MCH in 1971.

He conducted his first Cataract surgery 7 days before his PG final exam following in the footsteps of his role model Prof. Dr. B. Rajguru.

He was the first Ophthalmologist from Odisha to do IOL implantation under Dr. Binkhorst, Commonwealth medical fellowship in U.K.

He was trained in Trabeculectomy and retinal detachment surgery.

Appointed as Adviser to Govt. of Odisha NPCB Program till 2002.

An enthusiastic learner, he learnt a few surgeries from his own PG students and good surgeons like Dr. Kiran Bala Bhandari. He is also associated with LVPEI, Bhubaneswar, and Academic Wing.

He retired from SCB MCH on 30.04.2001. Currently he is associated with Drushtidaan Eye Bank, Bhubaneswar as a Founder President.

## Award

Odisha State Ophthalmological Society (OSOS) will have an award for the best PG thesis given annually at the annual scientific meeting. To facilitate this process OSOCON will be provided with endowment money of INR 5 lakhs. OSOCON will be responsible for the conducting this competition on an annual basis. The competition and award will need to adhere to the following recommendations:

1. The Post Graduate thesis must be an original prospective study conducted in Odisha. Studies that have direct or indirect impact on ophthalmology practice will be preferred. PG/DNB students must have institutional ethics committee approval for the study.
2. The award will be open all PG and DNB students who are registered for the PG/DNB training course in Odisha. The award will be open to the final year PG/DNB students only. Students who have passed in the preceding year of the competition can also apply provided they have applied for the award in the earlier year. This is to ensure students applying for the award have completed their thesis work.
3. To apply the PG/DNB students must submit their thesis as a full text manuscript of not more than 3000 words.



4. A screening committee comprising of 5 members will be entrusted with the job of screening the applications for the award. The committee consists of
  - Scientific Committee chairperson of Odisha Ophthalmological Society (Chair)
  - President of Odisha Ophthalmological Society
  - Campus head of L V Prasad Eye Institute, Bhubaneswar
  - Two nominated members who have been former students of Professor K C Padhy. Nominated members will be selected from the following list of former post-graduates who enrolled as PG when Prof Padhy was Head of Department of Ophthalmology, SCB Medical College, Cuttack. They include – 1. Arundhati Anshu, 2. Shailaja Nair, 3. Jayangshu Sengupta, 4. Anita Hota, 5. Sujit N. Mohapatra, 6. Suryasnata Rath, 7. Krishna K. Pattnaik, 8. Raja Agarwal, 9. Pranati Chaudhury, 10. Jayashree Mohanty.
5. Committee will score the manuscript based on originality, novelty, quality of manuscript and its impact in ophthalmology.
6. Five shortlisted PG/DNB students will be given registration waiver by OSOCON to present their study as oral podium presentation at annual OSOCON every year. The winner of the award will be decided at the OSOCON by the panel of judges as decided by the scientific committee.
7. PG/DNB winner will be given a framed certificate OR plaque and cash award of INR 15,000 (fifteen thousand) at OSOCON.

#### **Year wise recipients**

- 2022 : Dr Somy Purohit, Guide - Dr Sharmistha Behera, VSSIMSAR, Burla

# Best poster award

## Year wise Recipients

- ❖ 2016 : Dr Sonali Sarangi
- ❖ 2017 : Joint winners--- Dr Lipsa Sahoo and Prof B.N.R.Subudhhi (M.K.C.G, Berhampur),  
Dr BhumikaRath, Dr BhumikaBhola and Prof Zahiruddin Khan (Hi Tech Medical College, Bhubaneswar)
- ❖ 2018 : Dr Ayashkant Das (Best Poster award)  
Dr Rakesh Ch Rout (Second Best Poster award)
- ❖ 2019 : Dr Rishit D Saha (1st Best Poster award)  
Dr Arif Md Rohan (2nd Best Poster award)  
Dr Sarika Rani Rath (3rd Best Poster award)
- ❖ 2021 : Dr Y Neha Srija
- ❖ 2022 : Dr Jyoti Goyal

## Trilochan Netralaya Quiz

### 2017

1st- Arshi Singh, Pratima Viswakarma  
2nd- Anuja Mohanty, Smruti Ranjan Dethi  
3rd- Ipsita Gantayat, Pallari Sahu

### 2018

1st- Dr Bijnya Panda  
2nd- Dr Puspa Kumari  
3rd- Dr Pratima Singh Thakur

### 2019

1st- Antarlin Ghosal  
2nd- Saloni Sinha  
3rd- Sushant Pujahari

### 2020

1st- Dr Saloni Sinha  
2nd- Dr. Jyotish  
3rd -Dr. Raghu

### 2021

1st- Dr. Durga Sahu  
2nd- Dr. Mohit Sharma  
3rd- Dr. Sabita Devi

### 2022

1st Dr. Shashwat Behera  
2nd Dr.Bhagbat Nayak  
3rd Dr. Ashwini Behera



# *Articles*



## Sambalpuri Culture and Tradition: a view through the lens of history

*Dr Pranamita Pujari*

History remembers Sambalpur as the capital of the Hirakhand empire. In the late sixteenth century, Sambalpur, a tiny hamlet on the banks of Mahanadi, rose to become the crest-jewel of the entire region. The glorious period of Chauhan rule continued for almost three centuries.

However, much before becoming the capital of the Chauhan Empire, it had earned a reputation for its fine diamonds. In fact, for hundreds of years, it was the only centre in the Indian sub-continent for high quality diamonds. Gem stones from Sambalpur have adorned the crowns of countless kings and monarchs, not only within India, but in several European countries such as France and Austria. History of ancient Greece, Rome and Egypt – all have records of Sambalpur.

The serene climate and natural beauty of the region has always attracted visitors and monks. When Buddhism was slowly losing its shine, Sambalpur or Sambal gave it a makeover in the form of Vajra Yana. The cult became so popular that entire Tibet and several far-eastern countries adopted it within few decades. One of the earliest mentions of the term “Jagannatha” is found in the writings of Indrabhuti, the king of Sambal.

The medieval times saw the region reaching its peak. With Balaram Dev as the founder and patron, Sambalpur became the undisputed centre of a vast kingdom. A beautiful temple was constructed for Maa Samaleswari, the presiding deity. A full-fledged Shakta cult was established around the Goddess and it spread far beyond the geographical boundaries of Sambalpur kingdom. In the whole of India, there are only three historical chronicles written in Sanskrit that tell the chronology of royal clans – “Koshalananda Kavyam”, written by Pandit Gangadhar Mishra, the court-poet of Sambalpur, is one among them.

Destiny put a cruel end to the flourishing kingdom when it was subjugated first by the Marathas and then the British. But the brave sons of soil chose to fight bravely, rather than becoming a subsidiary. Veer Surendra Sai kept the lamp of patriotism burning for decades even after the mutiny was suppressed in rest of India. Sambalpur was probably one of the last places to come under complete British dominance.

Today, people know the place for its fine fabric and dance styles. The rustic smell of the hills and forests, infused into folk music, have created magic. Sound of the drums and soulful tunes have brought three Padma Shree awards, just for a single Sambalpuri song “Rangabati”. Even the modern songs with the traditional Sambalpuri flavours have fan followings in millions.

Similarly, the traditional hand-woven fabric of the region has won hearts in all the corners of the country and even beyond. Wearing a Sambalpuri dress has become a statement in itself. The origin of this famous fabric goes back to late 12th century with the migration of the Bhulia community to this area from North India. Prime ministers, diplomats, Miss World winners – all have patronized the timeless style of Sambalpuri fabric.

Sambalpur, today, has become a melting pot of different cultures, people and language. The morning-mist over the Mahanadi does not speak of a flourishing diamond trade or the magical hymns of Indrabhuti anymore. It has acquired the identity of an educational and industrial hub. But the softness of the ancient culture is still palpable right beneath the surface of the city.



# Community Ophthalmology: An Insight



*Dr. Krishna Charan Padhy*

Ocular morbidity is a significant health problem. Eye diseases do not exist in isolation. Ocular health is the end product of the interactions of the multifactorial determinants of disease that exist in the community. Diverse issues that include biological factors (i.e., genetic influences, aging, increasing lifespan), environmental factors (sanitation, clean water supply, and environmental degradation), behavioral patterns (attitudes, lifestyles, religious beliefs and dogmas), and health-care organizations play a role in and have a tremendous impact on the development, occurrence, and severity of eye disease. Such dynamism exceeds the curative aspect.

Besides affecting the individual physically, economically, eye ailments impact family, community and above all the nation by causing stress on economy, health care planning, and human resource development. Community ophthalmology is much more than ophthalmic practice in the hospital or clinic. It is foreseen as a health-management approach in preventing eye diseases, lowering eye morbidity rates, and promoting eye health through active community participation at the ground level.

Comprehensive eye care service must start where people live and work, and such is the thrust of community ophthalmology. Prevention and promotion should begin among the people. Thus, public eye health is evolving into one of the most challenging areas in eye care. This branch of community medicine also seeks to address the problem of preventable or avoidable blindness, defined by the World Health Organization (WHO)<sup>2</sup> as blindness that could either be treated or prevented by known, cost-effective means. Such kind of blindness is not a problem without a solution. In fact, the vast majority of visually impaired people throughout the developing world are suffering without reason.

Community health is the primary duty of any popular government and community ophthalmology lies within the ambit of any health planning. Understanding the ocular ailment in the community, planning an effective system of delivery of eye care constitute community ophthalmology. **Community ophthalmology** was described as a new discipline in medicine promoting eye health and blindness prevention through programs utilizing methodologies of public health, community medicine and ophthalmology in 1978. This new discipline was first proposed<sup>[1]</sup> by Dr. Patricia E. Bath in 1978 after observations

of epidemics, rates of preventable blindness among under-served populations in urban areas in the US as well as under-served populations in so called third-world country.

Before planning on eye care delivery, one has to study the eye disease profile in the community, its pattern and magnitude, the community status, general outlay of health care delivery system. Accordingly, eye care to be delivered in Gram Panchayets, Subdivisions or at District and state level. Without this, one will grope in wilderness. Evolution of eye care system in India is an example of it. When N.P.CB. was conceptualized, a blindness survey was conducted. Cataract was the commonest cause of treatable blindness and the health planners jumped on to the eye camps. It was mooted to build big halls in the centrally located rural areas and conduct cataract surgery eye camps. The best surgical option was extraction of lens be ICCE or ECCE. This could not ameliorate the woes of the community due to several reasons such as every year new cataract cases were added, improper follow-up care, postoperative complications, and disadvantages of aphakia further adding to impediment. These caused more problem than good. Almost same time, intra ocular lens implant surgery became popular, Other causes of visual impairment such as Refractive Error with its concurrent collateral complications, glaucoma, Retinal Diseases particularly Diabetic Retinopathy, Trauma etc also attracted attention of ophthalmologists and health planners. A second rapid assessment survey in late eighties did not reflect encouraging results. Both the surveys were not exhaustive, comprehensive or scientific.

In late nineties, Andhra Pradesh Eye Disease study a well-planned, scientifically designed, the first of its kind in the country and being labeled as landmark study was completed and it gave direction to the health planners to approach the ocular morbidity in a systematic manner. Refractive error or need of glasses is almost universal in the community and eye care facilities needed to be provided in plenty and at close to home in village or panchayet level. School eye check-up programs were started to detect refractive error in young age and consequently squint, amblyopia, other ocular problems in children to thwart long-term visual disability, For cataract surgery Reach-in camps in place of outreach programs were implemented. Same time there was exponential developments in ophthalmic science and technology, which further demanded revision and improvement in eye care delivery. Intra ocular Lens implantation, Small Incision Cataract surgery including phacoemulsification reduced surgical complication. Early glaucoma diagnosis and management, OCT, Auto fluorescence helping understand the retinal disease diagnosis and treatment, all got added up to the eye care delivery armamentarium. Next came the eye care delivery system to the community at community level which will be accessible, affordable and adequate enough to take care of eye ailment of common man. This formed essence of the community ophthalmology. LVPEI projected the eye care delivery in a 4-tier pyramidal pattern- Vision Centers in gram panchayet level, secondary centre in district level, tertiary care at state level with increasing level of qualitative, curative and rehabilitative responsibility. Simultaneously human resource development in form of vision assistants, ophthalmic assistants, optometrists, Postgraduate doctors, Fellows, and other paramedical staffs were groomed.

Any planning on community ophthalmology is based on :

1. Eye Disease Survey to know the prevalence, which in turn will direct and determine the location, magnitude of the service delivery and the quality of care needed.
2. Eye Care delivery according to disease profile
  - a. Vision Centre. – to be manned by a vision technician who can note clinical history, note visual acuity, assess the refraction and glass prescription, school eye checkup and eye health education, refer the difficult cases to proper center. Coordinate with vision guardians and volunteers in villages. These centers will be equipped with refraction testing tools, at best a slit lamp to grossly note the abnormal external findings. These staffs receive 18 months training in external eye examination in a tertiary eye hospital. It will cater to the need of fifty thousand populations. This will facilitate a person not to travel more than five kilometres for a pair of glasses or to receive first aid in ocular emergencies. The staffs to be preferably recruited from local rural areas and trained.
  - b. Secondary Centre: These centers to be manned by one comprehensive ophthalmology trained doctor capable of detail comprehensive eye examination, cataract surgery, glaucoma evaluation and surgery, horizontal squint surgery, medical retina. To be assisted by optometrists, operation theatre nurses, ward nurses and other ancillary staffs. It can serve to about five lakh population. It will cover large bulk of population and patients need not travel beyond the district.
  - c. Tertiary Centre: These centers are fully equipped and furnished with more number of specialists, more equipment for diagnosis and treatment of all diseases. They can cater to the need of more than fifty lakh population. All eye diseases including performing keratoplasty can be treated. Undertake training of vision assistants, optometrists, OT staffs and technicians, postgraduates and Fellows.
  - d. Apex Centre: Besides treating all eye diseases, it will undertake research activities, manufacture consumables, undertake training of doctors for DNB, Fellowships. One center for a state will suffice.
3. Man power development
  - a. ophthalmologist
  - b. Well trained optometrists or ophthalmic assistants- in large numbers
  - c. Vision Assistants in huge numbers
  - d. Ancillary Non-technical staffs like receptionists, counselors, OT assistants etc. to be trained

It is the model adopted and instituted by L.V.P.Eye Institute, it shall cover whole population of the state, utilise the manpower from locals, take care of eye problem of the state. To make the eyecare accessible and affordable, the poor and insolvent be made non-paying. Those

who can pay, should pay, pay even to compensate for non-paying patients. That will sustain the program and the eye care facility

Thus, Community ophthalmology is much more than ophthalmic practice in the hospital or clinic. It is foreseen as a health-management approach in preventing eye diseases, lowering eye morbidity rates, and promoting eye health through active community participation at the ground level. Comprehensive eyecare service must start where people live and work, and is the main thrust of community ophthalmology. Prevention and promotion should begin among the people. Needless blindness will be prevented. Thus, public eye health is evolving into one of the most challenging areas in eye care.

# Memories of an ageing brain: (Kabhi Khusi Kabhi Gham)



*Prof.(Dr.) Himansu Kumar Rajguru*

---

(A) I came to this planet @ Berhampur, in June 1952 and my father was working as a Lecturer in Physics at GM College, Sambalpur (since 1943). So I travelled (in my mother's arms, of course) to Sambalpur in October 1952 at the age of 4 months.

After few months my father was transferred to Paralakhemundi. So my brief first encounter with Sambalpur came to an end. The journey to our home town in those days ( 1953 ) was tedious and time consuming --- Sambalpur to Meramundali by bus, Meramundali to Cuttack by a passenger train, Cuttack to Berhampur by another train after few hours, and Berhampur to Paralakhemundi by a bus. And the last part of travel, from the bus stand to the house by " Jhatka " ( horse driven cart )

---

(B) A shocking tragedy: In 1962 or 63, .Udaya Mishra ( brother-in-law of Prof. B. Rajguru ) was working in Bio- Chemistry Department of VSS MCH. He and his family ( wife and 3 children ) had gone on a picnic to Chipilima. In the evening they decided to take a short boating ride in the fading light. Alas ! The boat capsized and none survived.

---

(C) 1973 / 3rd MBBS @ MKCG -- Selected in the Berhampur University Cricket Team and went to Sambalpur to play against Rewa University in the East Zone Inter University Cricket Team.  
Lost the match and came back to Berhampur, crestfallen.

---

(D) 1978 / In-service PG student in Ophthalmology @ MKCG ---

Prof U. C. Behera had organised the 4th OSOCON at Burla.

We ( Dr. Chandi Das, Dr. C. K. Mohapatra, Dr. K. C. Padhy, Dr. K. C. Mohanty, Myself and the driver ) travelled in a hired Ambassador car. Old hindi music was being played from a 2-in-1. The striking memory of that trip-- was, when Chhayakanta Sir insisted on driving the car ( He had learnt driving in the recent past ). All of us held our breath and were tense. He was driving bit fast. Somehow Chandi Sir and Padhy Sir could convince him to allow the driver to take over the wheels.

Sigh of relief from all of us and the music started again ( Chandi Sir's favourite song was " laga chunri main daag chupaun kaise/ Manna Dey ).

---

(E) 1979 / CRICKET AGAIN :

This time Inter - Medical Cricket between SCB, VSS and MKCG.

Went in the MKCG College bus to Burla as the Captain of the cricket team.

---



---

Defeated SCB led by Dr. Bidut Das but lost to VSS.

One memory was a possible attack by Burla Engineering students during the event. However nothing happened.

---

(F) 1982,: Posted as Junior Teacher in Ophthalmology @ Burla. Prof U. C. Behera( who was my HOD @ MKCG when I had joined PG in 1975 ) was the HOD in VSS @ Burla. Stayed for 4 months only, but the stay was pleasant. Went to Bargarh ( with Dr. I. M. Sahoo ) and Kesinga ( with Dr. K. S. N. Rao ) to conduct reach-out eye camps.

Managed to get a transfer back to MKCG in March 1983 and my Burla posting came to a close. {I remember the rented house at Dhutarapada in Sambalpur town / bus journey to Burla }

---

(G) AFTER A LONG GAP: My next visits to VSS/ Burla was as External for MBBS and MS examinations between 2008 to 2011.

For the MBBS practical exams the agonising part was to evaluate 150 theory answer sheets. That too in candle light as there used to be power cuts in the Sambalpur University Guest House, where I was staying. Managed the task to the best of my abilities.

---

(H) 2015/ OSOCON / SAMBALPUR: Travelled with the pleasant company of Bimal Sir. The number of delegates for spot registration was much more than anticipated -- so

" Sorry. No delegate bags for you " ( for late comers like us ). Chalta hai

---

(I) 2019 / FELICITATION / SAMBALPUR :

Young, dynamic, enterprising, perfect host and organiser --- hats off to Dr. Siba Sahu.

Invited to a CME programme held in collaboration with doctors from Singapore. Myself and Bimal Sir and my friend Prof. Madan M Mohapatra enjoyed our felicitation during that meet. We also visited the famous temple of Ma Samaleswari to seek her divine blessings.

---

## EPILOGUE

I have intentionally composed this writing in a light hearted musing, more so as the ensuing OSOS Conference will certainly be full of scientific deliberations expected to put stress on the brain. Hence these autobiographical snippets, meant to relieve the stress.

P. S : On the other hand if my article has induced boredom -- I am sure all the readers will be magnanimous to forgive me.

---

# Journey of TOSI (Tele Ophthalmology Society of India)



*Prof. (Dr.) B.N.R. Subudhi*

*Hon. Gen. Secretary, Tele Ophthalmology Society of India (TOSI)*

Eye is the most beautiful and important part of our body and Vision is the most precious gift. Blindness is a major trauma, which affects an individual not only physically but also emotionally. It is becoming a global problem. Day by day the rate of visually impaired people in the world is increasing very fast. There are approximately 46 million visually impaired people throughout the world and our country has a major share. In India alone, 19 million people are totally blind or else have visual defects. Out of this 19 million, 15 million reside in rural areas and 82% of all blind people are above 50 years. Basically lots of these people who live in the rural villages and hilly areas are suffering from preventable eye diseases and some are blind within them and do not get proper treatment and screening of their eyes, because of non-availability of Ophthalmologists and infrastructures.

India is a country where there is a poor health care system and there is a shortage of healthcare workers. Due to unavailability of sufficient ophthalmologists in India, people are facing lot of ocular problems which lead to blindness in the end. There are only about 20,000 ophthalmologists in India, with most concentrating their practice in urban localities. Additionally, the inadequate infrastructures of roads, telecommunication, transport and financial status of the patients make it even more difficult to provide health care in rural areas. There is a barrier between technology and the common man. This gap can be filled up by Tele - Ophthalmology, where people from rural areas can be connected by digital technology.

Thus Tele - ophthalmology can be a very effective model for improving eye care delivery systems in rural and underserved areas of India. It is a rapidly developing field. Thanks to application of clinical medicine by telephone, the internet, or other networks for the purpose of consultations and on occasion, carrying out examinations or medical procedures. Now in our country various centers are practicing Tele - Ophthalmology's this motivated us to form a society to link all these centres having common principles and guidelines. Thus the TOSI was born. Teleophthalmology Society of India is a platform where members will share how emerging, innovative digital technologies are used in different parts of the country to enhance ophthalmic care at village level. The objective will be the evolution of technology in the ophthalmology revolution. It will look at the potential of

improving diagnostics and management for better patient care delivery at the grass root level.

I am happy to inform you that the Launching of Tele Ophthalmology Society of India was held on 4th April 2021 in Presence of President and Secretary of AIOS, President of Telemedicine Society of India and few international dignitaries working in the field of Tele - ophthalmology. Padmashree Awardee Prof S Natarajan of Mumbai was chosen as the President of the Society with me as the Hony.Secretary. Dr. S Pattanayak is the Treasurer and eminent Ophthalmologists of the country like Dr. R Kim is the President elect, Dr. Rajeev Raman is the Vice President and Dr. Sheela John, Dr. Senthil, Dr. Abhesek,Dr. Ashok Nanda,Dr. Kavita Rao and Dr. Sandipak Ray are the executive members nominated to carry forward the objectives of the Society which is primarily to provide Ophthalmic services to the needy.

# History of Odisha State Ophthalmological Society in Western Odisha



*Prof. (Dr.) Gunasagar Das*

History is his/her/their story who dare to do something new and leave behind the foot prints in the sands of time.

Odisha State Ophthalmological society (OSOS) was formed in the year 1969 by three members (Prof. Mahendra Chandra Mishra, Dr. Biswambar Rajguru and Dr. Uddhaba Charan Behera) and was registered by the Registrar of Societies on 15/07/1970 under the society's registration act (No. XXI of 1860) at Cuttack.

The first Odisha State Ophthalmological conference (OSOCON) was held at Cuttack in 1969 under the presidentship of Prof. Mahendra Chandra Mishra and secretary Dr. Biswambar Rajguru.

The 2<sup>nd</sup> OSOCON was held at Cuttack in 1971 under the presidentship of Prof Mahendra Chandra Mishra and secretary Prof B. Rajguru.

For the first time in Odisha, 32<sup>nd</sup> All India Ophthalmological conference was held from 22-25 January 1972 under the leadership of Prof. Mahendra Chandra Mishra. He was elected unanimously as the vice-president of All India Ophthalmological Society and coronated in 1974.

The 3<sup>rd</sup> OSOCON was held at Berhampur on 10/09/1976 under the presidentship of Prof. B. Rajguru and secretary Prof. Uddhaba Charan Behera.

After a long gap of about nine years since its inception, the 4<sup>th</sup> conference was organised at Rourkela on 05/03/1978 in Ispat General Hospital when President was Prof. B. Rajguru and Secretary Prof. U.C. Behera.

The 5<sup>th</sup> OSOCON was held on 22/11/1980 at V.S.S. Medical College, Burla under the presidentship of Prof. U.C. Behera and secretary Dr. Krushna Chandra Padhy. During that period the writer was a postgraduate student in Ophthalmology at Burla. Others were Dr. Ratna Dutta, Dr. Bhakta Prasad Guru, Dr. Ranjan Kumar Bhoi, Dr Shishir Kanta Satapathy and Dr. (Mrs.) Puspa Kumari Dash. The teachers were Dr. S Sarkar, Dr I.M. Sahoo, Dr. K.S.N. Rao. Before a week or so, we were assigned with various work. My duty was to go to the 5<sup>th</sup> undergraduate hostel (meant for Pharmacy students) and look after the cleaning and providing beddings etc. for the delegates. We were told to arrange lunch on the previous day for them in the Post graduate Hostel. Teachers from Cuttack and Berhampur came a bit late. On that day I had the chance to meet Dr. Chhaya Kanta Mahapatra, Dr. B.C. Pradhan, Dr. Kishore Chandra Mohanty and others in the dining hall. As it was already quite late, the foods were a bit cold and dry. Dr Mohanty was dissatisfied with me; but always cool Chhaya Kanta sir smiled and pacified him and managed the situation.

Next morning, I went to the Pharmacy hostel to look after the delegates. One tall man asked me to provide a bucket with a mug. I tried to find one; but could not. However he was kind enough to manage without it. Later I came to know that he was Dr. Jyoti Pati from Rourkela.

The conference started at about 9.30 A.M. in the F.M.T. Lecture theatre of the College. We were waiting there for any work. The main attraction was Dr. Bijayananda Pattanaik, the famous Retina specialist of New Delhi. Before he came to the hall doctors were gossiping about him: that his retina was half detached, so he went abroad to get it repaired and became a famous retina specialist of India. He is from Odisha; but is working in Delhi. He has married a Punjabi lady etc. etc. When he entered inside the hall with Prof Behera and Dr. Sukumar Sarkar, everybody was dumb founded. A tall fare handsome doctor with a tie in the neck was having an attractive personality. He gave lectures on Indirect Ophthalmoscopy, Retinal Detachment and Fluorescein angiography with beautiful slides and drawings. We had never seen or heard such vivid discourses. Some patients from costal area came to meet him and waiting outside; probably they were his old patients.

After finishing his lecture, he wanted to see them. So Behera sir asked me to take him to the Eye O.P.D. and give him the Indirect Ophthalmoscope placed in the side room. I led him to the O.P.D. with the patients. There for the first time, I observed the procedure. He put on the viewing mirror and asked me to look into. I could see a panoramic view of the beautiful Retina. This was a turning point in my professional life. Earlier I was thinking that an Eye specialist prescribe spectacles and do some minor surgery and at best a cataract surgery with a thick Gandhi (+10 D) glasses. But his discourse on retinal diseases, Fluorescein angiography and retinal detachment surgery by cryopexy, buckling, encircage, sub retinal fluid drainage fascinated me in such a way that I became inclined to the subject and gathered inspiration to become a retina specialist in future. He was frequently telling during his lecture: to become a retina specialist, one has to be master in Indirect Ophthalmoscopy. For that he has to practise this procedure for 72 learning hours just like flight hours for the pilots. In fact, he was my first teacher on the subject. In the later years I had a chance to attend a workshop on retinal detachment organised by him and Dr. Rajinder Kalsi Patnaik in the Patnaik's Retina Institute, New Delhi along with Dr. Jogendra Prasad Behera. Since then whenever we met in the conferences inside India and abroad, on greeting him with a namaskar, he was replying with a hallo and a smile. He was a very good teacher and renowned Retina surgeon of India. He was a fellow under the famous Ophthalmologist Goldman of Switzerland. Indeed, he was a living legend and a pride of Odisha. The conference was finished leaving a deep imprint on my professional career.

Prof U.C. Behera was a silent worker and organiser without any fun and fare. He had a pivotal role in establishment of O.S.O.S. in 1969 and E.I.Z.O.C. in 1985. Hailing from a poor family and brought up by his widow mother, he was helped a lot by Prof. Mahendra Chandra Mishra. He was a father like figure to him. I have seen him shaving his head on the occasion of demise of Prof. Mishra. He has instituted the first oration award of OSOS in memory of Prof Mahendra Chandra Mishra with the help of other fellow students in the year.

In the meantime, the Rourkela Ophthalmological Society was established on 31/03/1996 with Dr.M.P.N.Pandey as the Founder President and Dr.R.C. Meher as the Founder Secretary. Dr.M.K.Das was Vice-President and Dr Jyoti Pati Treasurer.

After a long gap of about 17 years, the 15<sup>th</sup> OSOCON was held at Rourkela in 1997 at Civic centre under the presidentship of Dr.S.N.Mishra and Secretary Dr.S.N.Das. Dr Jyoti Pati was the organising secretary.

After 11 years since then, the 25<sup>th</sup> OSOCON was held at Rourkela on 18<sup>th</sup>&19<sup>th</sup> October 2008 in Bhanja Bhawan under the presidentship of Dr K.S.N.Rao and Secretary Dr.B.N.R.Subudhi. Dr.P.K. Verma was the organising secretary. It was organised with much fun and fare.



In the year 2009 Sambalpur Ophthalmic Society (S.O.S.) was established under the Presidentship of Prof Dr. Gunasagar Das and Secretary Dr. Kanhei Charan Tudu. Prof. Bibhudutta Das was the Advisor. Many C.M.E.s were organised at Sambalpur and VIMSAR, Burla under the banner of S.O.S. On joining Prof Jayashree Dora was nominated as Vice-President of the society.

Again the 30<sup>th</sup> OSOCON was organised at Rourkela on 8<sup>th</sup>&9<sup>th</sup> November 2014 in Rourkela club under the presidentship of Dr. Baren Chandra Pattanaik and secretary Dr.P.K. Verma. Dr.S.K. Behera was the organising secretary.

The 31<sup>st</sup> OSOCON was organised under the banner of Sambalpur Ophthalmic Society in the picturesque hill top Pantha Niwas of Sambalpur on 14<sup>th</sup>&15<sup>th</sup> November 2015 under the presidentship of Prof P.K. Nanda and secretary Dr. Sabyasachi Pattanaik. Prof Dr. Gunasagar Das was the chairman, organising committee and Dr. Suresh Chandra Dani the secretary. Madam Prof Dr. Rasheswari Panigrahi, hon'ble M.L.A. was the Chief Guest on the occasion.

Under the banner of S.O.S. one Diabetes mellitus and Diabetic Retinopathy detection camp along with a seminar was organized in collaboration with I.M.A., Burla, Sambalpur and District Redcross Society in I.M.A. House, Sambalpur on 25<sup>th</sup> August 2019. Prof Dr. Rasheswari Panigrahi was the chief guest on the grand occasion. 80 patients attended the camp out of which 40 were found to be diabetic. Ophthalmologists from Burla, Bargarh, Rourkela and Balangir attended the seminar.

In the world history, Corona pandemic descended down on human civilization from the Wuhan virology laboratory of China in the year 2019-20. It spread like a wild fire taking the lives of millions and millions of people across the globe. Some scientists tell it an accidental leakage and others a biological warfare.

War and epidemics have never stopped the innovative mind of human intelligence. During those difficult days, Prof. Dr. Gunasagar Das was coronated as the President, OSOS in the 35<sup>th</sup> OSOCON held in Barabati Killa, Cuttack in 2019. Many C.M.E.s were being held throughout the world and India in virtual mode. OSOS was not lagging behind anybody else. Our younger generation Dr Ashok Kumar Nanda, Dr. Sabyasachi and Dr. Shreekant Sahu with the inspiration from Dr.B.N.R. Subudhi organised many C.M.E.s under the banner of OSOS on virtual podium. At the end of the year, there was problem to organize the 36<sup>th</sup> OSOCON in physical mode. Again these youngsters with the advice of elders ventured to organise it on virtual platform. We tried and could succeed to hold it on under the presidentship of Prof Dr. G.S. Das, Secretary Dr Sabyasachi Pattanaik and Chairman Scientific Committee Dr. Shreekant Sahu. OSOS is very much thankful to these youngsters for the new technology brought to Odisha.

The 37<sup>th</sup> OSOCON was held in the Super specialist building in the premise of I.G.H., Rourkela on 13<sup>th</sup>/14<sup>th</sup> November 2021 under the presidentship of Prof Dr. G.S. Das, Secretary Dr Sabyasachi Pattanaik and Chairman, Scientific Committee Dr. Shreekant Sahu. Dr Sameer Patra was the organising secretary. The conference was well organised in spite of unseasonal rain. In that conference an oration award in the name of Prof. Uddhaba Charan Behera and Prof Dr. Gunasagar Das (his disciple) on Innovations in Ophthalmology was instituted with the moral support of Dr. R.C. Meher, Dr.P.K. Verma, Dr. Jadumani Patel and financial support of Dr Sharmistha Behera. Another award in the name of Prof K.C. Padhi on best P.G. Thesis was also instituted in the same year.

The 38<sup>th</sup> OSOCON was organised in the Railway auditorium, Bhubaneswar under the presidentship of Prof.Zahiruddin Khan and secretary Dr. Santosh Kumar Mahapatra. Ashok Kumar Nanda was the organizing secretary and Dr. Sharmistha Behera was the chairman, scientific committee. Another award in the name of Dr. Ajit Babu Majhi has been instituted in that year.

Dristi Ratha yatra visited Sambalpur and Bargarh district on 4<sup>th</sup> November 2022 with invitation from S.O.S. Prof. Swapan Samant and his team started the yatra from the front of VIMSAR at 9. 00A.M. Director Prof.Lalit Meher, Dean and Principal Prof Jayashree Dora, Medical Superintendent Prof.Lalmohan Nayak, I.M.A. secretary Dr. Sharmila Pradhan Dr.K.C. Tudu

flagged off the Ratha yatra. It reached to Sambalpur District Hospital, where C.D.M.O. and other doctors welcome it. Thereafter the Rath proceeded to Maneswar High School where one eye check-up camp was organized for the students and villagers followed by a eye care meeting.

This year the 39<sup>th</sup> OSOCON is going to be organised at IIM Sambalpur Campus on 17,18&19 November 2023 under the presidentship of Prof. Jayashri Dora and secretary Dr. Santosh Kumar Mahapatra. The Chairman, organising committee is Prof Dr. Gunasagar Das, Secretary Dr Pramod Kumar Sharma and Chairman, Scientific Committee Dr. Sharmistha Behera. The local organising committee is labouring day and night with all possible efforts to make it a grand and memorable one.

The Sambalpur ophthalmological society has been rejuvenated by the participation of younger generation and has been registered under the Society registration act during this year. The president is Prof. Dr. Gunasagar Das and secretary Dr. Shiba prasad Sahu.

# Rourkela Ophthalmological Society (ROS)



*Dr. R.C. Meher*

ROURKELA OPHTHALMOLOGICAL SOCIETY (ROS) was founded on 31.03.1996 with Dr. M.P.N. Pandey as FOUNDER PRESIDENT and Dr. R.C.MEHER as FOUNDER SECRETARY.

First meeting of this society was held at HOTEL DEEPTI, Rourekla on 31.03.1996 and eight Ophthalmologists were present, where rules and regulations were discussed and Office bearers were also elected in this meeting.

Dr. M.P.N.Pandey became Founder President, Dr. M.K.Das became founder Vice-President, Dr. R.C. Meher became Founder General Secretary, late Dr. J. Pati was elected as Treasurer.

The Society had more than 14 members altogether. From the day of foundation, ROS is meeting on last Sunday of every month and were discussing about ROS matters for its development and well-functioning along with scientific deliberations without any failure except this CORONA PANDEMIC time which I think, this is record in Odisha.

We are sorry that one of our founder member Dr. J. Pati is no more now with us, left for his heavenly abode, few years back. We all pray that his noble soul rest in peace.

In the meantime, in R.O.S, we have made our spouse as Associate members of R.O.S. We invite our spouse and family members in our monthly meetings, which include scientific deliberation panel discussion & followed by fellowship dinner, which are hosted by different pharmaceutical companies those who are having eye products. So, we thank all those companies for their kind co-operation & good gesture towards us.

Gradually we made our Constitution and By-laws of R.O.S with Dr. R.C.Meher as the Chairman of Constitution Committee. We passed this Constitution & by-laws in our meeting and printed a book named CONSTITUTION & BY-LAWS OF ROS in the year 2019-20. The registered office of our R.O.S is MEHER EYE HOSPITAL, Uditnagar, Rourkela-769012, Odisha.

After having our constitution & by-laws we got our R.O.S registered under Society Registration Act XXI 1860, at Sundargarh district by the able guidance & responsibility of Dr. Sameer Patra, Dr. J.S.Toppo, Dr J.Naik, Dr. R.C. Meher, Dr. Srimanta Kumar Behera, Dr.

P.K.Verma & others. Thanks to those R.O.S members. Registration No. of our R.O.S is SGD 8944/1 of 2021 dated 16.01.2021.

In Rourkela, by the sincere & dynamic efforts of R.O.S., we have till date organised 5 Odisha State Ophthalmological Conferences 5 times

- 1<sup>st</sup> was - 4<sup>th</sup> Odisha State Annual Conference on 5<sup>th</sup> March 1978 at IGH, Rourkela
- 2<sup>nd</sup> was - 15<sup>th</sup> Odisha State Annual Conference on 15<sup>th</sup>& 16<sup>th</sup> Nov 1997 at Civic Centre, Rourkela
- 3<sup>rd</sup> was- 24<sup>th</sup> Odisha State Annual Conference on 18<sup>th</sup>& 19<sup>th</sup> October 2008 at Bhanja Bhawan, Rourkela
- 4<sup>th</sup> was- 30<sup>th</sup> Odisha State Annual Conference on 2014 at Rourkela Club, Rourkela.
- 5<sup>th</sup> is - 37<sup>th</sup> Odisha State Annual Conference on 13<sup>th</sup>& 14<sup>th</sup> November 2021, at Super Speciality Hospital, IGH, Rourkela

Thus, we are having good co-operation & affection amongst our members and so as a whole, our R.O.S is growing day by day & we are improving our scientific deliberations along with fellowship and friendship. Sometimes we invite Guest Speakers from outside also. So, we all exchange our views regarding newer development in different eye diseases, their investigation procedure, new technique developed for treatment & new surgical procedure.

These are all in short about our ROURKELA OPHTHALMOLOGICAL SOCIETY, Rourkela.

LONG LIVE R.O.S.

# The role of a Chairman of a Scientific Society



*Dr. Sharmistha Behera*

*Step-by-Step job chart for a Chairman of a Scientific Society within a State Ophthalmological Society:*

1. ***Understand the Society's Goals and Objectives:*** Familiarize yourself with the mission and objectives of the State Ophthalmological Society and its Scientific Society.
2. ***Build a Leadership Team:*** Identify and appoint individuals to serve on the executive committee or leadership team of the Scientific Society.
3. ***Collaborate with the State Ophthalmological Society:*** Maintain regular communication and collaboration with the leadership of the State Ophthalmological Society.
4. ***Plan and Execute Scientific Programs: Organize*** scientific meetings, conferences, and seminars focused on ophthalmology research and education.
5. *Select relevant topics and invite expert speakers or presenters. Coordinate logistical details, such as venue selection, scheduling, and promotion.*
6. ***Promote Research and Education:*** Encourage research activities within the ophthalmology community by offering grants, scholarships, or awards for research projects. Promote ophthalmology education through workshops, webinars, and educational resources.



7. **Fundraising and Budgeting:** Develop a budget for the Scientific Society's activities. Seek funding through sponsorships, grants, and membership dues to support the Society's initiatives.
8. **Membership Engagement:** Attract new members to the Scientific Society and retain existing ones. Foster a sense of community by organizing networking events and activities.
9. **Publications and Journals:** Oversee the publication of scientific journals, newsletters, or publications related to ophthalmology.
10. **Ensure the quality and relevance of the content. Advocacy and Outreach:** Represent the Scientific Society in the broader ophthalmological community.
11. **Advocate for policies and initiatives that promote the advancement of ophthalmology.**
12. **Evaluation and Reporting:** Regularly assess the impact and success of the Scientific Society's programs and initiatives.
13. **Prepare reports for the State Ophthalmological Society's leadership and members.**
14. **Professional Development:** Stay updated on the latest advancements in ophthalmology.
15. **Encourage the professional growth of the Society's members. Compliance and Governance:** Ensure that the Scientific Society operates in compliance with its bylaws and any applicable regulations. Conduct regular meetings and maintain records of decisions and activities.
16. **Transition Planning:** Plan for the smooth transition of leadership roles within the Scientific Society, ensuring continuity in its mission and activities.

17. **Networking and Collaboration:** Collaborate with other state and national ophthalmological societies or related organizations to share knowledge and resources.

18. **Innovation and Adaptation:** Be open to innovation and adapt to changes in the field of ophthalmology and in the needs and interests of the Society's members

**LIST OF CHAIRPERSON SCIENTIFIC COMMITTEE, OSOS**

2000–2008	• DR KIRANBALA BHANDARI & DR ASHOK KUMAR NANDA
2008 - 2010	• DR S T MURALIDHAR
2010 -2012	• DR B K MOHANTY
2012 - 2014	• DR. SABYASACHI PATNAIK
2014 - 2016	• DR SANTOSH KUMAR MAHAPATRA
2016 - 2018	• DR ZAHIRRUDIN KHAN
2018 - 2021	• DR SRIKANT KUMAR SAHU
2021 - 2023	• DR SHARMISTHA BEHERA



# OSOS FOUNDERS

PROF.  
MAHENDRA CH  
MISHRA



PROF. BISWAMBAR  
RAJGURU



PROF. KULAMANI  
MISHRA



PROF. UDHABA  
CHARAN BEHERA



PROF.K.C.PADHY



PROF.  
L.K.MOHAPATRA



## AWARDS IN THE NAMES OF::

- DR. B.RAJGURU
- DR.L.K.MOHAPATRA
- DR.M.M.MISHRA
- DR. K.C.P PG THESIS AWARD
- DR.U.C.BEHERA & DR.G.S.DASH
- DR.AJIT B.MAJJI



Prof. D N Acharya

PROF .D.N.ACHARYA



PROF.CHANDI  
DAS



PROF. BIBHUDUTTA  
DAS



PROF. INDRA MONI  
SAHOO

# Certificate of Registration of Societies

Act XXI of 1860

No.  $\frac{5874}{74}$  of 1970-71

I hereby certify that *The Orissa State Ophthalmological Society, S. C. B. Medical College Campus, Eye Department, Cuttack*, has this day been registered under the Societies Registration Act ( No. XXI of 1860 ).

Given under my hand at Cuttack this 15th day of July One Thousand Nine Hundred and Seventy.

REGISTRAR OF SOCIETIES  
ORISSA

---

## AIMS AND OBJECTS OF THE SOCIETY

- (i) To cultivate and promote ophthalmic and allied medical sciences in all different branches including improvement of public health and medical education in Orissa from the ophthalmic point of view.
- (ii) To make the people conscious and advise them about preservation of sight.
- (iii) To foster a feeling of fellowship amongst members.





# FIRST OPHTHALMOLOGICAL CONFERENCE

( Orissa State )

*Held on 25-5-69 at S. C. B. Medical College Hospital, Cuttack.*



Sitting ( from left ): Prof. Dr Chayakanta Mohapatra, Prof. Dr Biswambhar Rajguru, Prof Mahendra Chandra Mishra, Dr. S. N. Acharya, Prof Chandi Das; Standing ( from left ) :Dr. D. N. Parida, Dr B. G. Jena, Dr. S. S. Kar, Prof D. N. Acharya, Prof Sukumar Sarkar





## *Memorandum and Articles of the Society and General Rules*

# Orissa State Ophthalmological Society

**Estd: 1969**

The Odisha State Ophthalmological Society was formed in the year 1969 by three members and was registered by Registrar of Societies on 15th July 1970 under Societies Registration Act (No XXI of 1860) at Cuttack.

## *Memorandum and Articles of the Society and General Rules*

1. Name: The name of the Society shall be "Orissa State Ophthalmological" 'Hereinafter called "Society"
2. The headquarters of the society shall be located at Cuttack.
3. Aims and Objectives:
  - i. To cultivate and promote Ophthalmic and allied medical sciences in all different branches including improvement of public health and medical in Orissa from the Ophthalmic point of view.
  - ii. To make the people conscious and advise them about preservation of sight.
  - iii. To foster feeling of fellowship amongst members.

For the attainment and in furtherance of the above objectives, the society may:

- a) Hold periodical meetings, conferences, and social gatherings of the members of society and of the medical profession in general.
- b) Arrange quarterly clinical lectures, discussions, and demonstration on any aspect of Ophthalmic and allied medical sciences.
- c) Encourage research in Ophthalmic and allied medical sciences.
- d) Conduct an educative campaign among the masses of Orissa in the matter of public health from the ophthalmic point of view by co-operating, if necessary, with different public bodies working with the same objective.
- e) Publish, distribute, or otherwise circulate records, transaction and proceeding of the various meeting and conferences of the Society to its members in such manners as may be determined from time to time.
- f) Raise money in such manners as the society may think fit and collect subscriptions for the purposes of the Society.
- g) Do whatever it shall appear to the executive committee that it is advisable, to alter, extend or abridge the objects purposes already to or for other purposes within the meaning constitution and the provisions of Act 21 of 1860 or to amalgamate the society either wholly or partly with another institute. Society or association having altogether, or its part objective committee may submit the proposition should be carried into effect unless it shall have been agreed to by the votes of the minority members then eligible to vote and unless notice of it shall have been given to all members of the society.

#### 4. **Constitution:**

##### **The society shall consist of:**

- a) **Honorary Members:** Eminent members of the medical profession or persons of high scientific or literary or persons whose association with the society may seem desirable may be elected as honorary member by the executive committee subject to the approval of the general body. The shall not however, entitles to hold office or vote.
- b) **Ordinary Members:** Any registered medical fractioned interested in Ophthalmology shall be eligible as ordinary members.
- c) **Associate Members:** All registered medical practitioners interested in Ophthalmology shall be eligible to be associate members will. They enjoy all the privileges of ordinary members other than that or voting.
- d) **Life Members:** Ordinary members of paying to total sum of Rs. 350/- at onetime may become life members if they desire to.

#### 5. **Register:**

There shall be a register of all members of the society with particulars.

- 6. **Membership and its privileges':** The name of all eligible new members shall be recommended by two members before they are approved and admitted as members by the Executive Committee
- 7. All ordinary members of the society shall have the right to attend and take part in all general meetings Conferences, lecturers, discussions, and demonstration organized by the society, to vote on all resolution to the by- laws formed from the purpose, to receive copies of all proceedings and publication of the Society free or at such rate as Executive Committee may fix from time to time.
- 8. **Registration and removal of members:** A members may at any time resign his membership of the society by giving one months' notice in writing to the Secretary of his intension to do so on paying money due with him of the society. If the subscription is not paid by the end of the current financial year all the privileges of membership will automatically cease after serving three months' notice.
- 9. If the conducts of any members shall be deemed by the executive committee as prejudicial to the interest of the society or the calculate to bring the Ophthalmologists into disrepute, he may be requested by the committee to resign from the society. In the event of the said member refusing to do SO, his name may be removed from the Register provided that two-thirds of the members presents at a general meeting called for the purpose, record their votes for this removal.

### **Subscription:**

10. All members are to become life members by paying Rs.350/- This fee can be revised by passing suitable resolution in the body general meeting.

### **Executive Committee:**

11. The general management of the society shall be vested in an executive committee. The executive Committee shall be comprised of eleven members.

i.

- a) President; 1 one
- b) Vice President; 1 one
- c) Honorary Secretary; 1 one
- d) Honorary Joint Secretary: 1 one
- e) Honorary Treasurer; 1 one
- f) Chairman, Scientific Committee; 1 one

#### **ii. Members: Two**

12. Election of office bearers and committee: The election of the office bearers and members of the executive (also called the committee) shall be held by means of vote after the names are duly proposed and seconded at the annual general body meeting. The mode of election will be at the discretion of the President.
13. The Executive Committee shall have power to fill vacancies occurring in their number during the terms of their office.
14. Functions and Power of the Committee: The Executive Committee shall direct and regulate the general affairs of the society and shall, subject to confirmation at general body meeting, have power to frame rules and byelaws for the conduct of business at meeting and conferences of the society.
15. The committee shall ordinarily function for one year or until the next committee is duly formed.

### **16.Executive Committee Meetings:**

- i. The committee shall ordinarily meet once every quarter. The Secretary call ordinary meetings of the committee in consultation with the President. The president may whenever he thinks necessary call a special meeting of the committee. The Secretary shall call for a requisition meeting, on receiving.
- ii. Requisition signed by four of more members of the committee at least 3 days before the meeting. In requisition meeting only the specific points should be considered.

### **Quorum of Committee Meetings:**

17. Five members shall form a quorum at meeting of the committee.

### **Duties of Office Bearers:**

18. The President shall preside at all meeting and conference. He shall besides his ordinary vote, have a casting vote in case of equality. In absence the President elect shall officiate for him, failing which a member elected at the meeting shall perform his duties.
19. The Secretary shall be in charge of the office, conduct all correspondences, organize, and convince meetings conferences, lectures and demonstration and keep proceeding there of
20. The treasures shall receive all money and deposit them in bank approved by the committee to the credit of an account keeping in the name of the society. All payments sanctioned by the committee shall ordinarily be made by cheques signed by him and by one of the Secretaries who may be so empowered by the committee. He shall keep an account of all receipts and payments. He shall present a half yearly statement of account to the committee.

A statement of income and expenditure of previous financial year ending on 31st March shall be prepared by him and submitted to the auditor appointed by general body. After the statement of accounts is duly passed by the auditors it shall be presented along with the budget of estimate prepared by the Treasurer in consultation with the Secretary the annual general meeting.

### **General Body Meeting:**

21. Annual General Body meeting shall be held once every year at such time and place as the committee may determine.

The business to be transacted at the Annual General Meeting shall be:

- a. To receive and adopt the annual report of the committee for the past year.
- b. To pass the provisional budget for the current year.
- c. To elect the office bearers and the members of the Executive Committee for the current year.
- d. To amend or repeal any existing rule.
- e. To transact such other business as may be brought up at any general meeting with the permission of the President.

#### **22. Notice of General Body Meeting:**

Notice of all general body meetings shall be issued to all members so as to reach them at least 10 days before the date of meeting.

#### **23. Quorum of General Body Meeting:**

1/3rd members shall form a quorum at a general body meeting



## **Amendments**

1. It is amended in G. B. Meeting of 2000 that the officer bearers of the society will have tenure of 2 years. The election will be held once in 2 years and the tenure will be finished after the 2nd conference.
2. It is amended in the G.B. Meeting of 2000 that no member be allowed to continue more than 2 years in one post, nor he is eligible to contest for the same post further after his tenure.
3. It is amended in the G.B. Meeting of 2005 that there will be election for the post of Vice-president of the society every year and the candidate so elected will be eligible to become President elect and then President in the subsequent years.
4. As per GB 2021 -It was decided to create two posts of Members Scientific Committee to be selected by the general body during the selection of candidates for other posts of the society starting from this year and to be continued subsequently. The Chairman Scientific Committee can take one member from the LOC as a member to assist him/her in the arrangement of facilities and logistics during the conference.

## New OSOS Life Members

Sl. No	Code	Name	Mobile Number	Email	Present Address
1	Ro58	Rituparna Sahoo	9438353160	rituparna.riki@gmail.com	Ananda hostel,ladies hostel 2,VIMSAR,Burla,768017
2	Mo53	Ms Mahesh Kumar Sahoo	8917323633	msmaheshkumarsahoo1@gmail.com	At-PG GENT'S HOSTEL, SUSRUTA, VIMSAR BURLA PIN- 768017
3	Po82	Purbasa Panda	8249125940	purbasapanda1@gmail.com	B 204, Angel Avenue, Baliana Bazaar, Hanspal, Bhubaneswar, Odisha, 752101
4	S227	Sasmita Mishra	8249342533	sasmita406.sm@gmail.com	Devajani ladies hostel, VIMSAR, Burla, Sambalpur, Odisha
5	S226	Subhalagna Dash	7008442643	drsubhalagnadash@gmail.com	Room no 206, Anandi hostel , VIMSAR , Burla
6	Po81	Prangnya Bharati Nanda	7008980459	prangnya.bharati@gmail.com	LH 2, AYURVIHAR,BURLA
7	Ro57	Rishabh Seth	9769329611	sethrishabh.99@gmail.com	Room No. 6, Ruby Eye Hospital and LASIK Centre, Berhampur, Ganjam, 760001
8	Ro56	Rajkumar Patra	7093426516	drrajkumarpatra@gmail.com	Plot no. 747, near Maharshi college, Sahid Nagar, Bhubaneswar, Odisha. PIN- 751007
9	S225	Samarth Mishra	7205560398	sam.mishra22@gmail.com	Rabindra Nath Mishra, Flat no 101, Shekhar royale, IRC village, Jayadev vihar, Bhubaneswar,Odisha
10	S224	Sourabh Prasad Behera	9674357029	Spb.jbl88@gmail.com	FLAT 3B, BALAJI MIDTOWN APARTMENT, BUDHARAJA , SAMBALPUR. PIN 768004
11	Mo52	Madhushmita Mahapatra	9871845721	madhushmita7@gmail.com	Flat no- 108, Kalpatru Nivas, Swarnapuri road, Bhubaneswar, Odisha
12	Ko35	Kavya Nazneen V.K	9692998826	kavyanazneen1992@gmail.com	D/O RASHEED KARYAT HOUSE PADOOR, VENKITANGI PO THRISSUR, KERALA, 680524
13	Co22	Chinmayee Sahoo	7894925881	chinmayee.mkcg@gmail.com	Room no 322, L H 5, MKCG Medical College campus,MKCG Medical College Berhampur 760004
14	Ao96	Anupama Kiran Kumar	9902917910	anudoc81@gmail.com	F1, PALM GROVE APARTMENTS, COCONUT GARDEN LAY OUT, NAGHARBHAVI, ROAD, BANGALORE, 760072, KARNATAKA
15	Po80	Payal Mukherji	8757329348	payalmukherjee1994@gmail.com	Trilochan Netralaya, Sambalpur
16	Ro55	Raghuraj S Hegde	8197838799	dr.raghuraj.hegde@gmail.com	Manipal Hospital, HAL Airport Road, Bangalore. Adj. Faculty, Kempegowda Institute of Medical Sciences (KIMS), Bangalore. Consultant, Dr. MC Modi Charitable Eye Hospital, Bangalore
17	Vo11	Vikrant Sudhakar Rao Dahake	9958965675	vikrantophtha@gmail.com	Dwarka, gajanan township, Amravati Maharashtra

18	S223	Seema Singh	9113169407	singhseema279@gmail.com	TRILOCHAN NETRALAYA , BUDHARAJA , SAMBALPUR , 768004
19	S222	Sindhu Nandini Sahoo	7894426776	sindhu@trilochan.org	TRILOCHAN NETRALAYA, FATAK, BUDHARAJA, SAMBALPUR 768004
20	S221	Sugandh kashyap	9.1904E+11	sugandh.kashyap1987@gmail.com	Flat B106, NANDIGHOSH AVENUE, JAYAPRAKASH NAGAR, BERHAMPUR, GANJAM
21	MO51	Merigala Manasa	9392988709	manasamerigala5997@gmail.com	PG Ladies hostel MKCG Medical college Berhampur 560004
22	MO50	Madhuri Khandelwal	9437969410	khandelwalmadhuri984@gmail.com	DROUPADI HEALTH POINT, JALAN GALI, BADABAZR, SAMBALPUR-768003
23	S220	Subhangi Sahu	8530819329	rubli.sahu@gmail.com	C/O- N K SAHU,HIG-33, GANGADHAR MEHER NAGAR, JAYDEV VIHAR, BHUBANESHWAR-13, ODISHA- 751013
24	RO54	Ranjita Amanatya	9348878049	ranjita.amanatya111@gmail.com	Qr No- B/339, Sector 2, NALCO TOWNSHIP, DAMANJODI, DIST- KORAPUT, PIN-763008
25	S219	Siddhartha Kar	9078673761	karsiddhartha95@gmail.com	BAGHASIUNI, NABARANGPUR Kalinga Institute of Medical Sciences, Resident Doctor's Hostel (Male), D-18, Patia, Bhubaneswar 751024
26	S218	Shreya Bhadani	9636492376	shreya.bhadani35@gmail.com	KALINGA INSTITUTE OF MEDICAL SCIENCES, KIIT ROAD, BHUBANESWAR, ODISHA - 751024
27	S217	Sasmita Panda	8917227236	sasmitapanda1995@gmail.com	Indira Nagar 3rd lane near ring road Near Hello Hotel Rayagada Odisha PIN - 765001
28	AO95	Ameena umeruman	9603657657	amenaruman91@gmail.com	H.no.6-3-662/18/A,flat no.111,Sri Laxmi plaza apartments,jafer ali bagh,somajiguda, hyderabad - 500082
29	KO34	Kothapalli Supriya	9177815958	supriyakothapalli.77@gmail.com	H-no c-94 2 nd phase allwyn colony Kukatpally Hyderabad 500072
30	KO33	Kothapalli Supriya	9177815958	supriyakothapalli.77@gmail.com	H-no c-94 2 nd phase allwyn colony Kukatpally Hyderabad 500072
31	KO32	Kuna Anusha	9573390662	anurampaidi@gmail.com	PLOT NO 77 PN COLONY , SRIKAKULAM, ANDRA PRADESH PIN NO- 532005
32	RO53	Raghu A C	8547037231	saraswatham9@gmail.com	Saraswatham, Mullathara Temple Road, West Nada, Guruvayur PO Kerala. 680101
33	S216	Soveeta Souravee Rath	9437400405	soveetarath1@gmail.com	B 256 SECOND FLOOR GK1 NEW DELHI 110048
34	KO31	Koushik Tripathy	9013644243	koushiktripathy@gmail.com	KOUSHIK TRIPATHY, ASG EYE HOSPITAL, 149 BT ROAD, KOLKATA, INDIA-700058
35	NO40	N.Srinidhi	8096730120	srinidhi0910@gmail.com	Flat no. 408, Block F3, Indu Aranya Pallavi Apts, GSI Post, Tattiannaram Rd, Bandlaguda, near Nagole, Hyderabad, Telangana- 500068

36	N039	N.Srinidhi	8096730120	srinidhi0910@gmail.com	Flat no. 408, Block F3, Indu Aranya Pallavi Apts, GSI Post, Tattiannaram Rd, Bandlaguda, near Nagole, Hyderabad, Telangana-500068
37	N038	N.Srinidhi	8096730120	srinidhi0910@gmail.com	Flat no. 408, Block F3, Indu Aranya Pallavi Apts, GSI Post, Tattiannaram Rd, Bandlaguda, near Nagole, Hyderabad, Telangana-500068
38	N037	N.Srinidhi	8096730120	srinidhi0910@gmail.com	Flat no. 408, Block F3, Indu Aranya Pallavi Apts, GSI Post, Tattiannaram Rd, Bandlaguda, near Nagole, Hyderabad, Telangana-500068
39	A094	Aanchal Singhal	8126255442	aanchalsinghal4@gmail.com	KALINGA INSTITUTE OF MEDICAL SCIENCES, KIIT ROAD , BHUBANESHWAR , ODISHA - 751024
40	M049	Manisha Choudhary	9546503446	manishachoudhary010@gmail.com	Kalinga Institute of Medical Sciences, KIIT Road, Bhubaneswar, Odisha- 751024
41	S215	Sofia Bhol	9937652141	blsofia@gmail.com	AT- Andarpur, duladei road, PO- Kalyaninagar, Cuttack, Pin-753013, Odisha
42	B066	Bhabani Sahu	7978134614	bhabanisahu63@gmail.com	Department of Ophthalmology Hitech Medical College and Hospital Hanuman Vatika Rourkela
43	S214	Srijit Mohanty	9861473779	drsrijitmohanty@gmail.com	Dr Srijit Mohanty, Department of Ophthalmology, Hi-tech Medical College, Near Hanuman Vatika, Civil Township, Rourkela, Odisha Pin- 769004
44	S213	Soumya Sucharita Panda	9658281705	drsoumyapanda@gmail.com	Dr Agarwal's Eye Hospital Link Road Cuttack Odisha 753010
45	S212	Sohini Mandal	9432013474	sohinimandal59@gmail.com	W/O- DR SRIKANT KUMAR PADHY FLAT NO-401 ,B BLOCK SITANATH RESIDENCY ,PATIA BHUBANESWAR DIST- KHURDA ,STATE -ODISHA -751024
46	V010	Veerla Laukya Jyothsna Devi	9848460022	drlaukyaveerla@gmail.com	FLAT 102, E BLOCK, KBC HEIGHTS ONE, TVS NAGAR, NEAR ZP HIGH SCHOOL, PORANKI- NIDAMANUR ROAD, PORANKI, VIJAYAWADA, ANDHRA PRADESH. PIN 521137
47	A093	Anima Tiga	8895504358	anilucas688@gmail.com	1/52, Pradhanpalli, Chhend, Rourkela, 769015, Odisha
48	N036	Niroj Kumar Sahoo	9392552944	nirojsahoo71@gmail.com	Flat 306, E block, VRR VAIBHAVAM, PORANKI, VIJAYAWADA PIN 521137
49	C021	Chanchal Poddar	7488157230	chanchal2002us@yahoo.com	304,MAHALAXMI ENCLAVE BUDDHESWARI OLD POST OFFICE LANE BHUBANESWAR- 751006 ODISHA
50	T012	Tanuja Patro	7978822878	drskp09@gmail.com	AT-KHALIAMAL, JUNHA PURNA ROAD PURNA PO/PS/DIST -

51	Mo48	MONALISHA PATTNAIK	9654592689	dr.lisa009@gmail.com	FLAT NO 103, APEX SHELTER APARTMENT, BARAMUNDA, BHUBANESWAR, ODISHA. 751003
52	P079	Pravallika Madanu	88979 69071	Pravallikamadanu@gmail.com	D.NO 12-74,rasulpur,phirangipuram,guntur district, Pin code-522529
53	S211	Shreya Das	7057792357	shreyadas2712@gmail.com	Room 72 , Queen's Castle 10 ,block F , KIMS girls hostel , KIIT university, patia , bhubaneswar, odisha ,751024
54	P078	PIYUSH JAIN	7877743010	drpiyushjain721@gmail.com	Room no. 227 , new pg hostel 3 , mkg medical college Berhampur, odisha
55	A092	Ankita Mishra	9937763631	ankitamishra.am4@gmail.com	Mining road near DIC office Keonjhar, odisha 758001
56	s210	somyashree samal	9439679767	somyashreesamal23@gmail.com	A1/4,Saraswati Vihar,ainthapali,Sambalpur,768001
57	To11	Trishna Nisanka	9437815221	trishnanisanka@gmail.com	C3/303, RADHIKA TOWER TANKAPANI ROAD BBSR 18
58	A091	Ajay Syal	7009848156	ajaysyal01@gmail.com	HIG 1437 Model Town , Phase 1, Bathinda, Punjab- 151001
59	Ko30	Kakarla Divya Sri	9959423569	divyakakarla5@gmail.com	Door no. 46-15-16,Katta towers, danavaipeta , Rajahmundry, 533101
60	Mo47	Manaswini Patro	7008517322	drmanaswinipatro@gmail.com	C/o Narayan Patro , Shakti Nagar , First lane extension , Lochapada Road , Berhampur,odisha-760001
61	Mo46	Mousam Mohanty	9437218250	Mousam19kitu@gmail.com	F-19 ,Vaizag hostel, sector-5, Rourkela Pin-769002
62	S209	SUPRITA SUBHADARSHAN I	9178971317	supritaone@gmail.com	AT-OPHTHALMOLOGY DEPARTMENT,SCB MCH PO-SCB MCH POST OFFICE,DIST-CUTTACK PIN-753007,STATE-ODISHA
63	No35	Nishigandha Das	8895895383	nishi.rubina@gmail.com	101 PG Ladies hostel, MKCG Medical College, Berhampur, Ganjam 760004
64	Bo65	Bulbul Sharma	7718811151	drbulbulsharma9@gmail.com	CAMPUS-3,LADIES HOSTEL -3, IMS & SUM HOSPITAL, BHUBANESHWAR, KALINGANAGAR, PINCODE-751003
65	S208	Swati Sulagna Swain	8328946233	swatisulagnaswain@gmail.com	AT- NANDIGHOSH AVENUE FLAT NO. B101 JAYAPRAKASH NAGAR BERHAMPUR PIN 760004
66	S207	Sreya chakraborty	9804450878	sreyachakra93@gmail.com	PG LADIES HOSTEL ,MKCG , BERHAMPUR,ODISHA, PIN - 760004
67	s206	sarthak mahendra	9140568535	sarthakmahendra4510@gmail.com	villa number 41/42 , nri city mainavati marg, kanpur



68	A090	Aajay	9629964006	aajayguru@gmail.com	b5 shri prabhu domicile 96, south car street chidambaram
69	A089	AKASH SIDANA	9814575345	sidanaakash5@yahoo.com	Ward no 6 bariwala district muktsar
70	S205	SHUBHASHREE PRUSTY	7709189541	shubhaprusty@gmail.com	PG Ladies hostel, MKCG Medical College, Berhampur, ODISHA-760004
71	G018	Gurudev Bishi	7894254825	gurudev.bishi@gmail.com	At/po janhapada Ps Attabira Dist Bargarh (768027)
72	A088	Anindita Debata	8895504165	aninditadoctor@gmail.com	Quarter number -F-220 Sector -19 Rourkela Sundargarh Odisha 769005
73	G017	Geeta Behera	8825421749	geeta.anandaraja@gmail.com	D-28, PHB-HIG Apartments, Sudhanthira Ponvizha Nagar, Puducherry - 605011
74	S204	Sakshi Ahuja	9108810804	sakshi9612@gmail.com	213, C-2, Janak puri, Delhi 110058
75	R052	RAJESH KUMAR SETHY	9046866538	rajesh220don@gmail.com	At-TIKARPADA,Po-DARAKUNDI,JAJPUR,ODISHA,755051
76	A087	AISHWARYA BHAKTA	8777312667	aishbhakta05@gmail.com	Dr. Agarwal's Eye Hospital, BBC tower,link road square, MADHUPATNA opp MADHUPATNA POLICE STATION, Cuttack, Odisha-753010
77	S203	Sukanya Padhi	7008371694	sknpdh15766@gmail.com	A-104, palm heights, near sum hospital, Kalinga nagar, bbsr, odisha, pin-751003
78	A086	Arnab Roy	8918520551	arnabrgkar13@gmail.com	Dr Agarwals Eye Hospital BBC Tower Link Road Madhupatna Cuttack Pin 753010
79	P077	Pallavi Routaray	7008841702	pallaviroutaray57@gmail.com	Sourav vihar, behind koshal prestige appartment, burla , Sambalpur
80	S202	Smruti Mishra	9167599801	smrutimishra97@gmail.com	Apala LH-2, VIMSAR, Burla, Sambalpur-768017, Odisha
81	L022	Lipsa Mohapatra	8144839831	lips.mohapatra1995@gmail.com	At- LH-2,(Aanandi hostel),VIMSAR BURLA PO- Burla,PS- Burla Pin-768017,Dist- sambalpur
82	L021	Lihalin Choudhury	7008654746	lihalinchoudhury94@gmail.com	VIMSAR,Burla
83	P076	Prajna Paramita Pradhan	8763957833	prajnapradhan@gmail.com	At- Hindol sahi Po- Athmallik Dist-Angul Pin 759125
84	S201	Seema mallick	7008038815	seemamallick25@gmail.com	Dr seema mallick ,Quarter no-C7 ,mandalia ,brajrajnagar,jharsuguda,pin -768216,odisha
85	R051	Rohit Amol Chavan	9921431199	rohitchavan96@gmail.com	JPM Rotary Eye Hospital, CDA Sector-6, Cuttack, Odisha - 753014
86	S200	SONALI PRADHAN	7008969400	sonalipradhan927@gmail.com	T3-104,Tata Ariana, Shankarpur, Kalinga nagar P. O- Mahalaxmivihar, Bhubaneswar, Dist-Khurdha state-Odisha Pain-751029
87	P075	Pallavi Routaray	7008841702	pallaviroutaray57@gmail.com	Sourav vihar Behind koushal prestige appart 768018

88	P074	Prativa Misra	9940063512	prativa_misra@yahoo.com	NRO Sagar Srikhetra Duplex no 1,Uttarmundamuhan, Janla Khordha Odisha 752054
89	M045	MONIKA BARIK	8280122008	CAPRICORNMONIKA@GMAIL.COM	AT- QTR. NO.- IV-44/2, UNIT-1, BHUBANESWAR, ODISHA-751009
90	C020	Choudhury Sukanta Kumar Dash	9437105533	drskdash@gmail.com	D/202,Utkal Vatika,Canal Road, Jharpada, Bhubaneswar,PIN-751006
91	M044	MONISHA BARIK	8280122009	MONISHACAPRICORN@GMAIL.COM	AT- QTR. NO.- IV-44/2, UNIT-1, BHUBANESWAR, ODISHA-751009
92	A085	Ananya Hota	9438229449	dr.ananyahota@gmail.com	Flat 303, Bhawani Villa, Plot-538, Beherasahi, Nayapalli, Bhubaneswar - 751012
93	N034	Namrata Majhi	7978429851	drnamrata.0104@gmail.com	Gandhi Chouk, Near Sandhya Functional Hall, Jaypore, 764001



Dr. Subal Kishor Kar

## SUNAYAN EYE CARE

**Cataract Surgery by World Class Phacoemulsification System (USA)**

- \* No Stitch
- \* No bandage
- \* Immediate Visual Recovery
- \* No Injection
- \* No Pain

### SERVICES OFFERED



COMPUTERIZED  
REFRACTION



NON CONTACT  
TONOMETRY



CATARACT



YAG LASER



PHACOEMULSIFICATION  
(ALCON)



-DCR/DCTSURGERIES



CONTACTLENS SERVICE



RETINOPATHY OF  
PREMATURITY SCREENING

### Contact us

06646-230636,9040030636

8:00 AM TO 8:00 PM



Satyabati Enclave, Behind State Bank of India(Main branch)



## Product At A Glance

### For Ocular Discomforts



Rx  
**Iris Gel**<sup>TM</sup>  
(CMC 1% , Osmo-protectants & SOC 0.05%)

- Long lasting relief from discomforts
- Convenience dosing
- Ocular surface protection

One Solution with Extra-protection

In the management of all types of Dry Eye



Rx  
**HYLURIS**  
HA 0.1% & Osmo - protectant  
With Synergistic polymer & SOC 0.005%

- Immediate Comfort
- Blink without Blur
- Ocular surface restoration
- Reduced Dry eye progression

Feel the Comfort with well wet Experience

### A balanced Nutrition to Protect Vision




**VITRORET**<sup>TM</sup>  
Lutein 10 mg Zeaxanthin 2 mg  
Astaxanthin 4mg Resveratrol 5 mg Tocotrienol 12.5 mg  
Zinc 12 mg Copper 1.7 mg Vitamin A 500 IU

- Improves Visual function , Protect photoreceptors & RPE.
- Promotes night vision in low light.

AREDS 2 recommended OD Dose. May reduce AMD progression

For your newly diagnosed POAG or Ocular Hypertension Patients



Rx  
**XPROST**<sup>TM</sup>  
Eye Drop  
(Travoprost 0.004% & BAK 0.02%)

- Better Endurance
- Superior IOP reduction
- Significant Visual field preservation

The Expert Solution... In the Glaucoma management

Warm Gratitude from :



**XYIRIS PHARMACEUTICALS PVT. LTD.**

Email : [info@xyirispharmaceuticals.com](mailto:info@xyirispharmaceuticals.com), [Xyirispharmaceuticals@gmail.com](mailto:Xyirispharmaceuticals@gmail.com), Web : [www.xyirispharmaceuticals.com](http://www.xyirispharmaceuticals.com)

*With Best Compliments From The Makers Of*

Rx  
**Aqualina**<sup>TM</sup>  
(HPMC 0.3%+Dextran70 0.1%+Glycerin 0.2% w/v) Eye Drops

Rx  
**SYNOBRIM-T**  
(Brimonidine 0.2% w/v + Timolol 0.5% w/v) Eye Drop

Rx  
**Loteflox**  
(Moxifloxacin 0.5% + Loteprednol 0.5%) EYE DROPS

Rx  
**Soft Tears**  
(Carboxy Methyl-Cellulose Sodium 0.5% w/v) Eye Drop

Rx  
**Retane**  
(Polyethylene glycol 0.4% w/v + Propylene glycol 0.3% w/v) Eye Drop

**SYNOVIA**



# MAHANADI NETRA CHIKITSALAYA

## LEPRA SOCIETY

An ISO and NABH accredited eye hospital

Working towards elimination of avoidable blindness since 2005.

2 Satellite Centre- Junagarh & Jharsuguda.

10 Vision Centre's, Working in 10 Districts.

Above 7 lakh OPD, 1.3 Lakh Cataract Surgery and 80 Thousand corrective Spectacle.

### Invite for the fellowship program

A tertiary eye care institute of Odisha, is inviting for comprehensive fellowship program for 18 month duration

MS/DNB in Ophthalmology candidate, will get excellent exposure to surgeries of SICS, Phaco, Glaucoma and Oculoplasty.

Candidate will get the exposure of 1000 SICS and 200 Phaco surgery during the fellowship period along with attractive stipend and free accommodation.

Interested candidate may apply with the cv and other related testimonial to admin email id- [te@leprahealthinaction.in](mailto:te@leprahealthinaction.in) or contact Mr. Bibhu Prasad in 9437443354

### TRAINING & CAPACITY BUILDING

- Comprehensive fellowship Program (SICS & Phaco)
- Short term hands on SICS training Program
- Short term hands on Phaco training Program
- Vocational training centre under NCVRT

### SCOPE

- Suture less cataract surgery- SICS & Phaco with foldable lens
- All types of Ocular surgeries
- Refraction Services
- Glaucoma Services
- Retina Services
- Contact Lens Services
- Low Vision & Vision Therapy Services
- Modular OT
- In house Lab, Pharmacy and Optical dispensing unit
- All modern equipments







**GALAXY  
PRO ORBIT**

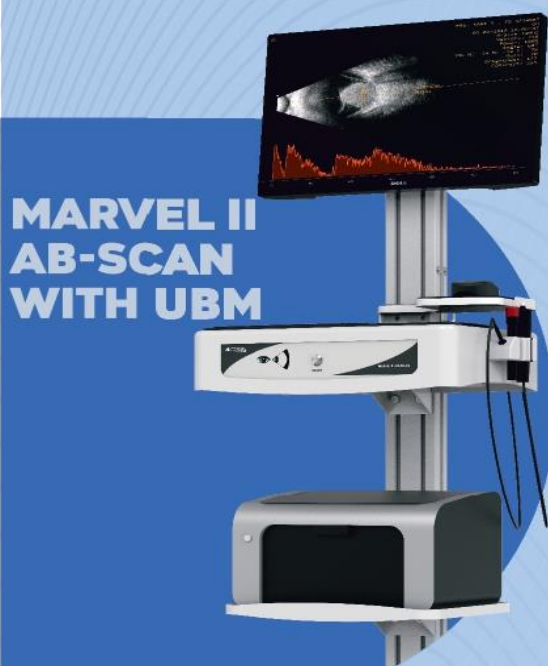
**OPHTHALMIC PHACOEMULSIFIER**

- Cold Phaco with anterior Vitrectomy machine
- MICS Compatible
- 10.4" LCD Touch Screen
- Motorized IV Pole with mobile trolley
- Video Overlay



**OPERATING MICROSCOPE**

- LED Surgical Microscope with step Magnification
- Co-Axial illumination with uncompromised Red reflex
- Multiple color filters with Retinal Guard
- Video assisted by LED screen



**OPHTHALMIC ULTRASOUND SCANNER**

- Userfriendly Software
- Multiple IOL Formulae
- 100+ IOL Configuration



**MULTISPOT GREEN LASER 532nm**

- High power laser & galvo technology
- Multiple choice of patterns
- LIO & Endoprobe compatible